



Suite 403 • City County Building
400 Main Street
Knoxville, Tennessee 37902
865 • 215 • 2500
FAX • 215 • 2068
www.knoxmpc.org

Downtown Knoxville Design Overlay District Certificate of Appropriateness

Name of Applicant: Verizon Wireless Tennessee Partnership

Owner Contractor Architect Engineer Other Attorney

Date Filed: 3/23/16 Application accepted by: Mike Reynolds

Fee Amount: 50⁰⁰ Review Date: 4/20/16 File Number: 4-A-16-DT

PRE-APPLICATION CONFERENCE Date Completed: _____

PROPERTY INFORMATION

Building or Project Name: _____
Market Square

Street Address: 706 Walnut Street

Parcel Identification Number(s): 094LG028

PROJECT ARCHITECT/ENGINEER

PLEASE PRINT Name: Steve Carpenter

Company: TeleCAD Wireless

Address: 1961 North Point Blvd. STE 130

City: Hixson State: TN Zip: 37343

Telephone: 423-843-9500

Fax: _____

E-mail: _____

PROPERTY OWNER

PLEASE PRINT Name: Nadeem Siddiqi

Company: Siddiqi Holding LLC

Address: 706 Walnut Street

City: Knoxville State: TN Zip: 37902

Telephone: 865-633-6524

Fax: _____

E-mail: Nadeem@the706.com

PROJECT CONTRACTOR

PLEASE PRINT Name: _____

Company: _____

Address: _____

City: _____ State: _____ Zip: _____

Telephone: _____

Fax: _____

E-mail: _____

ACCOMPANYING MATERIALS
Please see the reverse side of this form for a list of information required as part of this application.

FOR OFFICE USE ONLY

PROJECT INFORMATION

LEVEL 1: \$50
 Minor Alteration of an Existing Building/Structure
 Sign

LEVEL 2: \$100
 Major Alteration of an Existing Building/Structure
 Addition to an Existing Building/Structure

LEVEL 3: \$250
 Construction of New Building/Structure

PROJECT CONTACT

All application-related correspondence should be directed to:

PLEASE PRINT Name: Joey Hargis

Company: Baker Donelson

Address: 211 Commerce Street, Suite 800

City: Nashville State: TN Zip: 37201

Telephone: 615-726-7391; 615-406-3559

Fax: _____

E-mail: jhargis@bakerdonelson.com

NOTE: Payment is due at time of application. Please make check payable to Knoxville Knox County Metropolitan Planning Commission.

10 sets
1 electronic

BAKER DONELSON
BEARMAN, CALDWELL & BERKOWITZ, PC

BAKER DONELSON CENTER,
SUITE 800
211 COMMERCE STREET
NASHVILLE, TENNESSEE 37201

MAILING ADDRESS:
P.O. BOX 190613
NASHVILLE, TENNESSEE 37219

PHONE: 615.726.5600
FAX: 615.726.0464

www.bakerdonelson.com

JOEL K. HARGIS, ATTORNEY
Direct Dial: 615.726.7391
Direct Fax: 615.744.7391
E-Mail Address: jhargis@bakerdonelson.com

March 21, 2016

Mr. Russ Watkins, Chair
Downtown Design Review Board
City of Knoxville
400 Main Street
Knoxville, TN 37902

Re: Proposed Telecommunication Rooftop Antenna at 706 Walnut Street

Dear Mr. Watkins and Members of the Knoxville Downtown Design Review Board:

Enclosed are submittal materials associated with Verizon Wireless' wireless telecommunications facility for the above-referenced location.

Verizon Wireless requests to construct rooftop antennas and related communications equipment on the existing structure at 706 Walnut Street.

We are submitting the following documents to you on behalf of Verizon Wireless:

1. 10 copies sized 11" x 17" of the proposed construction plans.
2. 10 copies of color photo simulations of the proposed antenna from surrounding properties.
3. A check in the amount of \$50.
4. Completed application form.

Please confirm that the materials enclosed with this letter are complete and that you do not need any further information from Verizon Wireless in order for the Downtown Design Review Board to consider Verizon's request at its meeting on April 20th. If additional information is needed,

N JKH01 1651052 v1
3000001-139122 03/21/2016

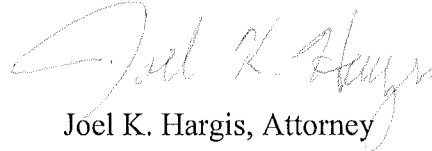
March 21, 2016

Page 2

please contact me and I will deliver it to you as soon as possible. Thank you very much for your kind assistance regarding this matter.

Respectfully submitted,

BAKER, DONELSON, BEARMAN,
CALDWELL & BERKOWITZ, PC

A handwritten signature in cursive script, appearing to read "Joel K. Hargis".

Joel K. Hargis, Attorney




**ROOFTOP COLLOCATION SIMULATION
MARKET SQUARE**

706 WALNUT STREET, KNOXVILLE, TN 37902

As viewed from the Southwest on

W. Church Avenue SW




ROOFTOP COLLOCATION SIMULATION
MARKET SQUARE
706 WALNUT STREET, KNOXVILLE, TN 37902
As viewed from the Northeast on
W. Church Avenue SW



**ROOFTOP COLLOCATION SIMULATION
MARKET SQUARE**

706 WALNUT STREET, KNOXVILLE, TN 37902

As viewed from the Northwest on Walnut St.



APPROXIMATE LOCATION OF
PROPOSED COLLOCATE
(NOT VISIBLE)

**ROOFTOP COLLOCATION SIMULATION
MARKET SQUARE**

706 WALNUT STREET, KNOXVILLE, TN 37902

As viewed from the Southeast on Walnut St.



ROOFTOP COLLOCATION SIMULATION
MARKET SQUARE
706 WALNUT STREET, KNOXVILLE, TN 37902
As viewed from the Northeast on Market St.

PROJECT SUMMARY

SITE NAME: MARKET SQUARE
 SITE ADDRESS: 706 WALNUT STREET
 KNOXVILLE, TN 37902
 JURISDICTION: CITY OF KNOXVILLE
 COUNTY: KNOX COUNTY
 ZONING: CN - NEIGHBORHOOD COMMERCIAL ZONE
 PROPERTY OWNER: SIDDIQI HOLDING LLC
 706 WALNUT STREET
 KNOXVILLE, TN 37902
 TOWER OWNER: VERIZON WIRELESS TENNESSEE PARTNERSHIP
 575 HICKORY HILLS BLVD.
 WHITES CREEK, TN 37189
 PROJECT NUMBER: 20141076002
 SITE LOCATION CODE: 299000
 KEVIN CALDWELL (615) 714-7114
 SITE COORDINATES:
 LATITUDE: 35° 57' 45.00" N (NAD 83)
 LONGITUDE: 83° 55' 8.76" W (NAD 83)
 ELEVATION: 930.00' (NAVD 88)
 OCCUPANCY: UNMANNED
 CONSTRUCTION TYPE: ROOFTOP
 TELEPHONE COMPANY: TBD
 PHONE: TBD
 POWER COMPANY: KNOXVILLE UTILITIES BOARD (KUB)
 CONTACT: ENGINEERING DEPARTMENT
 PHONE: (865) 524-2911
 ELECTRICAL CONTRACTOR: ABSOLUT ELECTRIC
 CONTACT: FERRIS ALAUTYAT
 PHONE: (865) 274-9848
 FIRE DEPARTMENT: KNOXVILLE FIRE DEPARTMENT
 PHONE: (865) 523-7666
 POLICE DEPARTMENT: KNOXVILLE POLICE DEPARTMENT
 PHONE: (865) 215-7000
 E911 ADDRESSING: METRO PLANNING COMMISSION
 CONTACT: DONNA HILL
 PHONE: (865) 215-2507
 E911 ISSUED AFTER BUILDING PERMIT
 IS ISSUED.
 ZONING PROCESS: ADMINISTRATIVE REVIEW WITH MPC.
 BUILDING PERMIT PROCESS: MUST PROVIDE A BOND, LETTER OF
 CREDIT, OR SOME OTHER ESTABLISHMENT
 OF FINANCIAL SECURITY TO REMOVE THE
 TOWER WHEN IT CEASES TO BE IN USE. 4
 COPIES OF PLANS.

STRUCTURAL REVIEW

CONTRACTOR SHALL ATTAIN AND VERIFY STRUCTURAL EVALUATION REPORT
 OF EXISTING TOWER FOR EXACT PLACEMENT OF ANTENNAS AND COAX
 CABLES. CONTRACTOR SHALL COMPLY WITH THE REQUIREMENTS OF THE
 STRUCTURAL EVALUATION REPORT AND NOTIFY VERIZON'S CONSTRUCTION
 MANAGER IN THE CASE OF ANY DISCREPANCIES. ANY STRUCTURAL
 MODIFICATION, IF REQUIRED, SHALL BE DONE PRIOR TO THE INSTALLATION
 OF ANTENNAS.

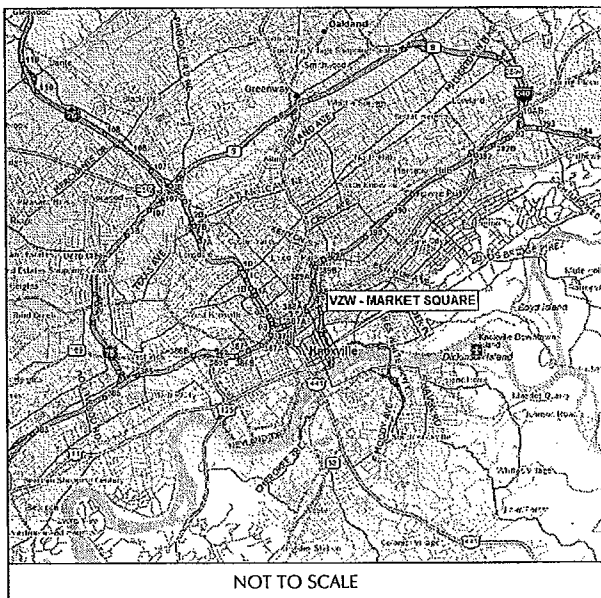


TENNESSEE PARTNERSHIP
 (HERE IN AFTER REFERRED TO AS "LESSEE")

575 HICKORY HILLS BLVD.
 WHITES CREEK, TN 37189
 ATTN: KEVIN CALDWELL (615)-714-7114

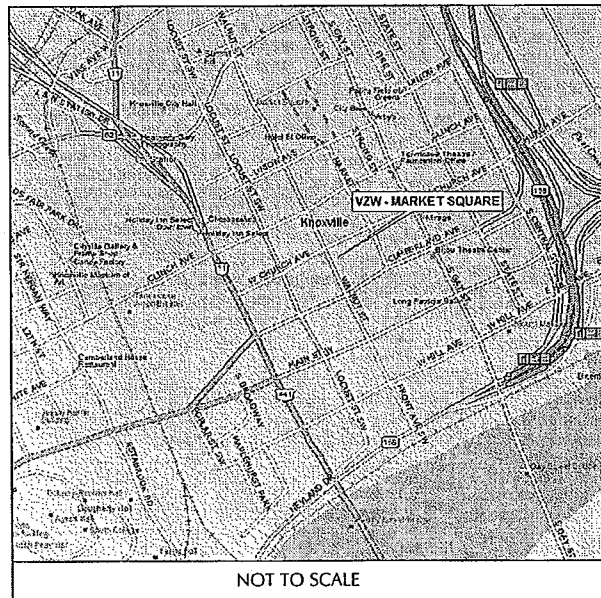
SITE NAME: MARKET SQUARE
 706 WALNUT STREET
 KNOXVILLE, TN 37902

VICINITY MAP



NOT TO SCALE

LOCATION MAP



NOT TO SCALE

DRIVING DIRECTIONS

FROM VERIZON MTSO, NASHVILLE, TN:

TAKE TN-155 E. TAKE EXIT 6A-6B FOR I-40 TOWARD KNOXVILLE/NASHVILLE. KEEP RIGHT AT THE FORK TO CONTINUE ON EXIT 6A, FOLLOW SIGNS FOR I-40
 E/INTERNATIONAL AIRPORT/KNOXVILLE AND MERGE ONTO I-40 E. TAKE EXIT 388 TO MERGE ONTO HENLEY ST. MERGE ONTO HENLEY ST. TURN LEFT ONTO
 MAIN ST. TURN LEFT AT THE 2ND CROSS STREET ONTO WALNUT ST. SITE IS ON THE RIGHT.

SHEET SCALE FACTOR:

PLOT SIZE:
 11"x17": "TO SCALE"
 24"x36": 2X SCALE AS NOTED



1 (800) 351-1111
 www.tnonecall.com
 CONTRACTOR TO CALL TENNESSEE
 ONE-CALL SYSTEMS AT LEAST (2) WORKING
 DAYS PRIOR TO DIGGING.

SHEET INDEX

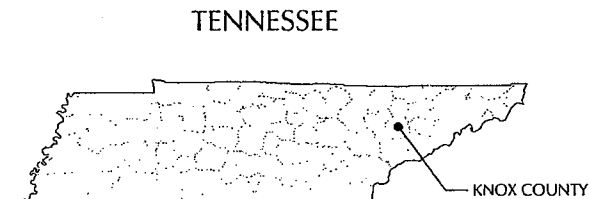
NO.	DESCRIPTION
T1	TITLE SHEET
GN1	GENERAL NOTES
C1	OVERALL SITE LAYOUT PLAN
C2	SITE LAYOUT PLAN
C3	BUILDING ELEVATION
C3A	BUILDING ELEVATION
C3B	BUILDING ELEVATION
C4	SITE DETAILS
C5	SITE DETAILS
S1	PLATFORM FRAMING PLAN
S2	PLATFORM DETAILS
S3	PLATFORM DETAILS
S4	PLATFORM DETAILS
S5	PLATFORM DETAILS
S6	HANDRAIL DETAILS
E1	ELECTRICAL SITE PLAN
E1A	ELECTRICAL ELEVATION PLAN
E1B	ELECTRICAL SITE PLAN
E2	EQUIPMENT GROUNDING PLAN
E3	ELECTRICAL SPECIFICATIONS
E4	ELECTRICAL DETAILS
E5	ELECTRICAL DETAILS
E6	ELECTRICAL DETAILS
E7	SINGLE LINE DIAGRAM

**DOCUMENTS REQUIRED FOR NOTICE TO
 PROCEED (NTP) WITH CONSTRUCTION:**

CHECK OFF BOX

- COPY OF BUILDING PERMIT (IF APPLICABLE)
 OR A LETTER FROM THE LOCAL
 JURISDICTION STATING THAT A BUILDING
 PERMIT IS NOT REQUIRED.
- CONSTRUCTION SCHEDULE
- APPROVED CONSTRUCTION DRAWINGS
- APPROVED CONTRACTOR'S NAME WITH
 FIELD AND OFFICE CONTACT PHONE
 NUMBERS
- FULLY EXECUTED LEASE AGREEMENT

STATE COUNTY MAP



LESSEE




1961 NORTHPOINT BLVD, SUITE 130
 HIXSON, TN 37343
 PH: 423-843-9500
 FAX: 423-843-9509

THE INFORMATION CONTAINED IN THIS
 SET OF DOCUMENTS IS PROPRIETARY
 BY NATURE. ANY USE OR DISCLOSURE
 OTHER THAN THAT WHICH RELATES
 TO THE CLIENT IS STRICTLY PROHIBITED.

A&E PROJECT #:	20141076002
DRAWN BY:	TOD
CHECKED BY:	CTD

REVISIONS

NO.	DATE	DESCRIPTION
△	03/14/16	CANOPY REMOVED
△	09/03/15	CONSTRUCTION ISSUE
△	08/20/15	PRELIMINARY REVIEW



PROJECT No.
 20141076002

SITE NAME:
 MARKET SQUARE

SITE NUMBER:
 299000

SITE ADDRESS:
 706 WALNUT STREET
 KNOXVILLE, TN 37902

DESIGN TYPE:
 ROOFTOP

SHEET TITLE:
 TITLE SHEET

DRAWING NO. T1	REVISION: 1
--------------------------	-----------------------

GENERAL NOTES

1. PRIOR TO THE START OF CONSTRUCTION, THE CONTRACTOR SHALL BE RESPONSIBLE FOR ENSURING THAT ALL REQUIRED PERMITS AND APPROVALS HAVE BEEN OBTAINED. NO CONSTRUCTION OR FABRICATION SHALL BEGIN UNTIL THE CONTRACTOR HAS RECEIVED AND THOROUGHLY REVIEWED ALL PLANS AND OTHER DOCUMENTS APPROVED BY ALL APPLICABLE PERMITTING AUTHORITIES.
2. ALL WORK SHALL BE PERFORMED IN ACCORDANCE WITH THESE PLANS AND THE CODES, REGULATIONS, AND STANDARDS OF ALL APPLICABLE GOVERNING AUTHORITIES.
3. THE GENERAL CONTRACTOR SHALL VERIFY THAT ALL EXISTING DIMENSIONS AND CONDITIONS IS AS INDICATED ON THESE DRAWINGS. NO ADDITIONAL COMPENSATION SHALL BE PAID TO THE CONTRACTOR FOR DAMAGE OR REPAIR TO THESE FACILITIES CAUSED BY THE CONTRACTOR'S WORK FORCE. IMMEDIATELY NOTIFY THE LESSEE'S CONSTRUCTION MANAGER OF ANY DISCREPANCIES OR INTERFERENCE WHICH AFFECT THE WORK OF THIS CONTRACT.
4. THE CONTRACTOR SHALL MAINTAIN ADEQUATE DRAINAGE AT ALL TIMES. DO NOT ALLOW WATER TO STAND OR POND. ANY DAMAGE TO STRUCTURES OR WORK ON THE SITE CAUSED BY INADEQUATE MAINTENANCE OF DRAINAGE PROVISIONS WILL BE THE RESPONSIBILITY OF THE CONTRACTOR AND ANY COST ASSOCIATED WITH REPAIRS FOR SUCH DAMAGE WILL BE AT THE CONTRACTOR'S EXPENSE.
5. ALL WASTE MATERIAL SHALL BE PROPERLY DISPOSED OF OFF-SITE OR AS DIRECTED BY THE LESSEE'S CONSTRUCTION MANAGER AND IN ACCORDANCE WITH JURISDICTIONAL AUTHORITIES.
6. ANY PROPERTY DAMAGE CAUSED BY THE CONTRACTOR OR HIS OPERATIONS SHALL BE CORRECTED AND/OR RESTORED TO THE SATISFACTION OF THE PROPERTY OWNER(S) AND THE LESSEE'S CONSTRUCTION MANAGER AT NO ADDITIONAL COST TO THE OWNER.
7. CONTRACTOR SHALL MAINTAIN 20' HORIZONTAL CLEARANCE FROM CENTERLINE OF EXISTING POWER LINES OR AS REQUESTED BY THE POWER COMPANY.
8. NOTIFY THE LESSEE'S REPRESENTATIVES TWENTY-FOUR HOURS PRIOR TO CONSTRUCTION TO ALLOW THE LESSEE'S REPRESENTATIVES TO LOOK AT THE SITE PRIOR TO CONSTRUCTION.
9. THE CONTRACTOR SHALL INCLUDE ALL WORK REQUIRED TO CO-LOCATE ON THE EXISTING BUILDING INCLUDING ALL NECESSARY SITE IMPROVEMENTS, ELECTRICAL IMPROVEMENTS, SNAP INS, H-FRAME, AND OTHER ACCESSORIES FOR COMPLETE INSTALLATION.
10. THE CONTRACTOR IS RESPONSIBLE FOR THE INSTALLATION OF THE FOLLOWING EQUIPMENT THAT WILL BE SUPPLIED BY THE LESSEE: ANTENNAS, COAX CABLES, ICE BRIDGE, WAVEGUIDE LADDER, METER, AND EQUIPMENT CABINETS/SHELTER. THE EQUIPMENT CABINETS/SHELTER SHALL BE TRANSPORTED TO THE SITE BY THE CONTRACTOR.
11. ALL CONCRETE SHALL BE NORMAL WEIGHT AND SHALL CONFORM TO THE ACI 301 AND THE FOLLOWING:
 - MINIMUM COMPRESSION STRENGTH 3,000 PSI
 - AIR ENTRAPMENT RANGE 3% TO 6%
 - SLUMP GREATER THAN 3", BUT NOT TO EXCEED 6".
12. CONTRACTOR TO NOTIFY THE LESSEE'S TESTING REPRESENTATIVE FORTY-EIGHT HOURS BEFORE CONCRETE POURS.

13. CONTRACTOR TO PROVIDE RED LINE CONSTRUCTION DRAWINGS TO BUILDING OWNER AND LESSEE AT COMPLETION OF JOB.

UTILITY NOTES

1. APPLY FOR THE UTILITY SERVICE (ELECTRIC) NO LATER THAN THE NEXT BUSINESS DAY FOLLOWING AWARD OF CONTRACT. COORDINATE WITH THE ELECTRIC UTILITY COMPANY FOR EXACT TRANSFORMER LOCATION, METERING REQUIREMENTS, AND SERVICE ROUTING. COORDINATE WITH THE TELEPHONE UTILITY COMPANY FOR EXACT TELEPHONE REQUIREMENTS AND ROUTING OF SERVICE.
2. ALL UTILITY RELATED WORK SHALL BE PERFORMED IN ACCORDANCE WITH APPLICABLE UTILITY REQUIREMENTS. FIELD VERIFY EXISTING UTILITY LOCATIONS PRIOR TO CONSTRUCTION.
3. THE CONTRACTOR SHALL CONTACT UTILITIES AND LOCATOR SERVICE A MINIMUM OF 72 HOURS PRIOR TO THE START OF CONSTRUCTION. (TN ONE-CALL 1-800-351-1111).
4. CONTRACTOR SHALL PROVIDE TRENCHING AND CONDUITS AS SHOWN OR AS REQUIRED BY LOCAL UTILITY.
5. NO PENETRATIONS TO THE TOWER FOUNDATION OF ANY KIND.

LEGEND

EXISTING		NEW
x 100.5	SPOT ELEVATION	712.9
-95-	CONTOUR LINE	-98-
-SD-	STORM DRAIN	-SD-
[Hatched Box]	CATCH BASIN	
-RW-	RIGHT OF WAY	
●	IRON PIN SET (IPS) 5/8" REBAR	
⊙	IRON PIN FOUND (IPF)	
⊕	BENCHMARK	
□	CONCRETE MON. FOUND	
■	CONCRETE MON. SET	
-CL-	CENTERLINE	
-OHT-	OVERHEAD TELEPHONE	
-UGT-	UNDERGROUND TELEPHONE	
-OHP-	OVERHEAD POWER	
-UGP-	UNDERGROUND POWER	
/	UTILITY POLE	
⊙	LIGHT POLE	
-W-	WATER LINE	
[Valve Symbol]	WATER VALVE	
-UGG-	NATURAL GAS LINE	
[Valve Symbol]	GAS VALVE	
-SI-	SANITARY SEWER	
Ⓜ	MANHOLE	

NOTE: THIS IS A GENERAL LEGEND. SOME ITEMS MAY NOT APPLY TO THIS SITE.

LESSEE


TeleCAD
Wireless

1961 NORTHPOINT BLVD, SUITE 130
HIXSON, TN 37343
PH: 423-843-9500
FAX: 423-843-9509

THE INFORMATION CONTAINED IN THIS SET OF DOCUMENTS IS PROPRIETARY BY NATURE. ANY USE OR DISCLOSURE OTHER THAN THAT WHICH RELATES TO THE CLIENT IS STRICTLY PROHIBITED.

A&E PROJECT #:	20141076002
DRAWN BY:	TDD
CHECKED BY:	CTD

REVISIONS		
NO.	DATE	DESCRIPTION
△	03/14/16	CANOPY REMOVED
△	09/03/15	CONSTRUCTION ISSUE
△	08/20/15	PRELIMINARY REVIEW



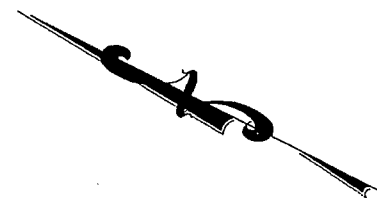
PROJECT No.	20141076002
SITE NAME:	MARKET SQUARE
SITE NUMBER:	299000
SITE ADDRESS:	706 WALNUT STREET KNOXVILLE, TN 37902
DESIGN TYPE:	ROOFTOP

SHEET TITLE:	GENERAL NOTES
--------------	---------------

DRAWING NO.	GN1
REVISION:	1

NOTES:

1. THIS DRAWING IS BASED ON A SITE WALK BY TELECAD WIRELESS SITE DESIGN, DATED 11/03/2014. CONTRACTOR SHALL FIELD VERIFY ALL EXISTING CONDITIONS PRIOR TO COMMENCEMENT OF CONSTRUCTION.
2. THE PROPOSED USE DOES NOT REQUIRE FULL OR PART TIME EMPLOYEES AT THE SITE.
3. FOR GENERAL SITE WORK NOTES, SEE SHEET GN1.
4. ALL NORTH ARROWS ON SITE PLANS ARE TRUE NORTH, UNLESS OTHERWISE SPECIFIED.




LESSEE

TeleCAD Wireless
 1961 NORTHPOINT BLVD, SUITE 130
 HIXSON, TN 37343
 PH: 423-843-9500
 FAX: 423-843-9509

THE INFORMATION CONTAINED IN THIS SET OF DOCUMENTS IS PROPRIETARY BY NATURE. ANY USE OR DISCLOSURE OTHER THAN THAT WHICH RELATES TO THE CLIENT IS STRICTLY PROHIBITED.

A&E PROJECT #: 20141076002
 DRAWN BY: TDD
 CHECKED BY: CTD

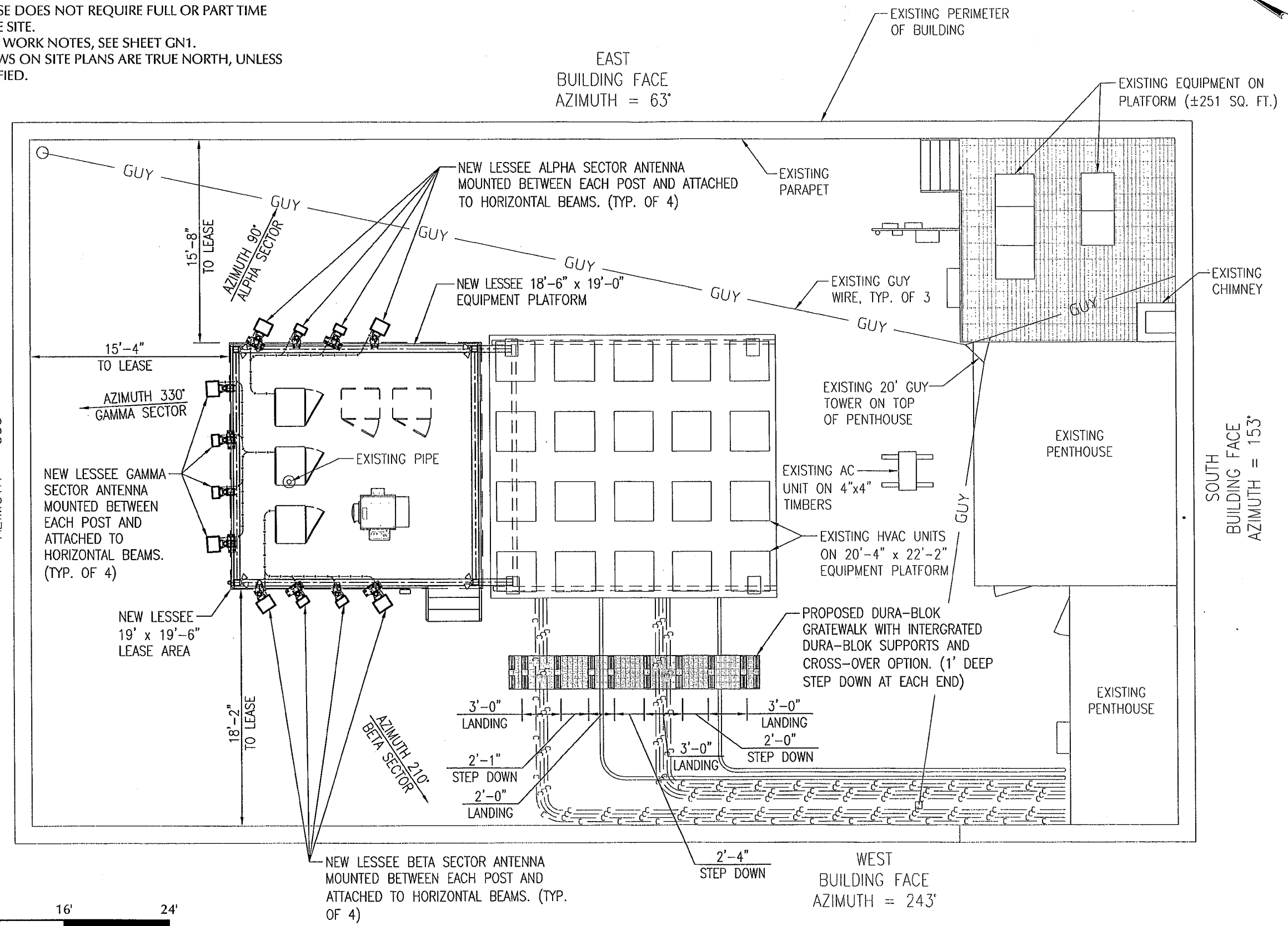
REVISIONS		
NO.	DATE	DESCRIPTION
▲	03/14/16	CANOPY REMOVED
▲	09/03/15	CONSTRUCTION ISSUE
▲	08/20/15	PRELIMINARY REVIEW



PROJECT No. 20141076002
 SITE NAME: MARKET SQUARE
 SITE NUMBER: 299000
 SITE ADDRESS: 706 WALNUT STREET, KNOXVILLE, TN 37902
 DESIGN TYPE: ROOFTOP

SHEET TITLE: OVERALL SITE LAYOUT PLAN

DRAWING NO. **C1** REVISION: **1**



REFERENCE NOTES:

- 8 - GPS MOUNTING DETAIL. SEE DETAIL SHEET C4.
- 23 - ANTENNA MOUNTING DETAIL. SEE DETAIL SHEET C4.
- 24 - COAX CABLE AND CONDUIT SUPPORT. SEE DETAIL SHEET C5.

8
C4
NEW LESSEE GPS MOUNTED TO POST
EXISTING COLUMN

24
C5
PROPOSED COAX ATTACHED TO STEEL FRAMING AND ROUTED TO EACH SECTOR

23
C4
NEW LESSEE BETA SECTOR ANTENNA MOUNTED BETWEEN EACH POST AND ATTACHED TO HORIZONTAL BEAMS. (TYP. OF 4)

PROPOSED RRUS, TYP. OF 2 PER SECTOR.

AZIMUTH 210°
BETA SECTOR

PROPOSED 4'(W) CANTILEVERED STAIRS

EXISTING COLUMN

PROPOSED POST (TYP. OF 4.)

EXISTING HVAC UNITS ON 20'-4" x 22'-2" EQUIPMENT PLATFORM

PROPOSED FLOODLIGHT, (TYP. OF 4.)

NEW LESSEE 18'-6" x 19'-0" EQUIPMENT PLATFORM

EXISTING COLUMN

NEW LESSEE GAMMA SECTOR ANTENNA MOUNTED BETWEEN EACH POST AND ATTACHED TO HORIZONTAL BEAMS. (TYP. OF 4)

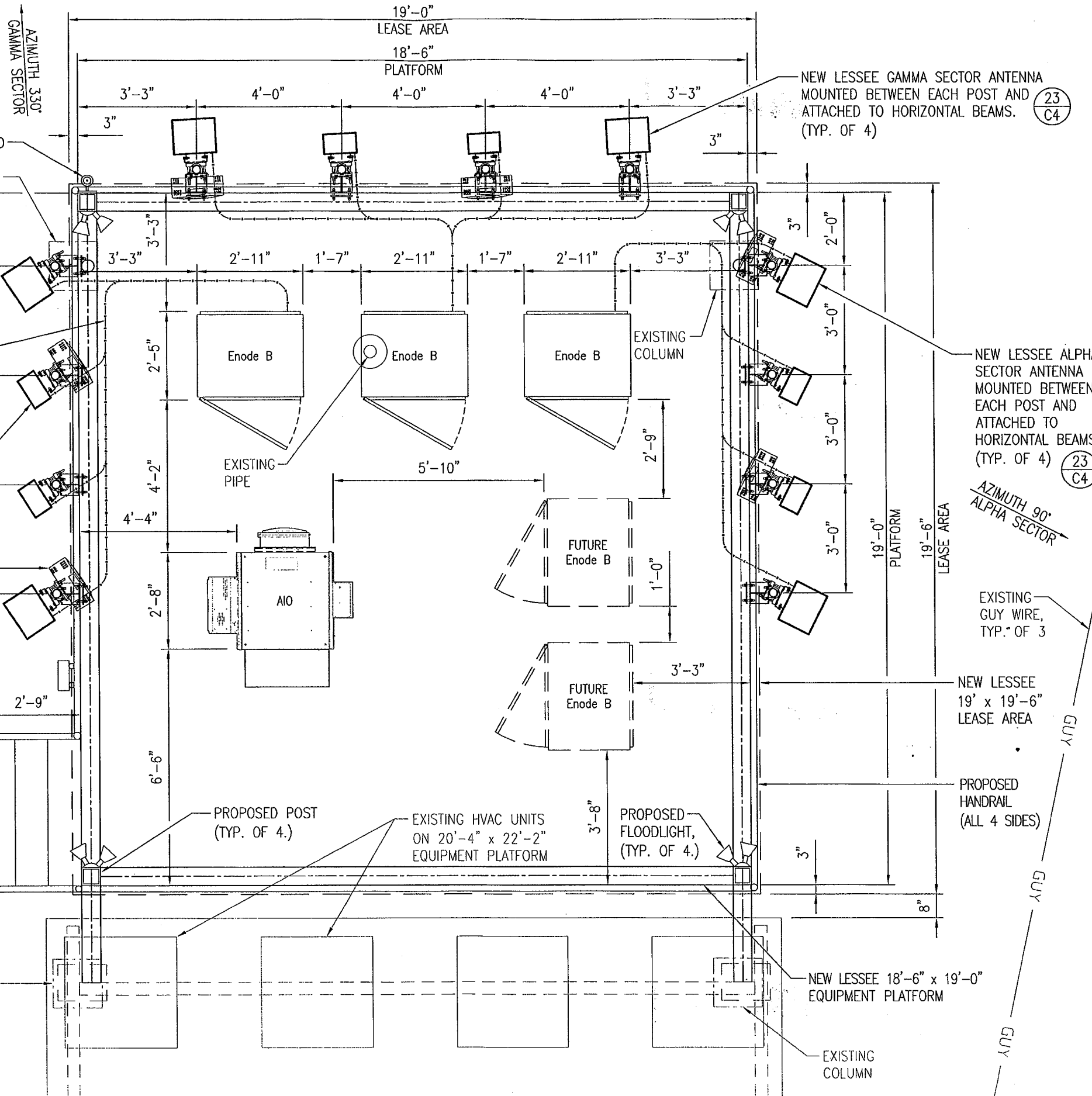
NEW LESSEE ALPHA SECTOR ANTENNA MOUNTED BETWEEN EACH POST AND ATTACHED TO HORIZONTAL BEAMS. (TYP. OF 4)

AZIMUTH 90°
ALPHA SECTOR

EXISTING GUY WIRE, TYP. OF 3

NEW LESSEE 19' x 19'-6" LEASE AREA

PROPOSED HANDRAIL (ALL 4 SIDES)



LESSEE




1961 NORTHPOINT BLVD, SUITE 130
HIXSON, TN 37343
PH: 423-843-9500
FAX: 423-843-9509

THE INFORMATION CONTAINED IN THIS SET OF DOCUMENTS IS PROPRIETARY BY NATURE. ANY USE OR DISCLOSURE OTHER THAN THAT WHICH RELATES TO THE CLIENT IS STRICTLY PROHIBITED.

A&E PROJECT #:	20141076002
DRAWN BY:	TDD
CHECKED BY:	CTD


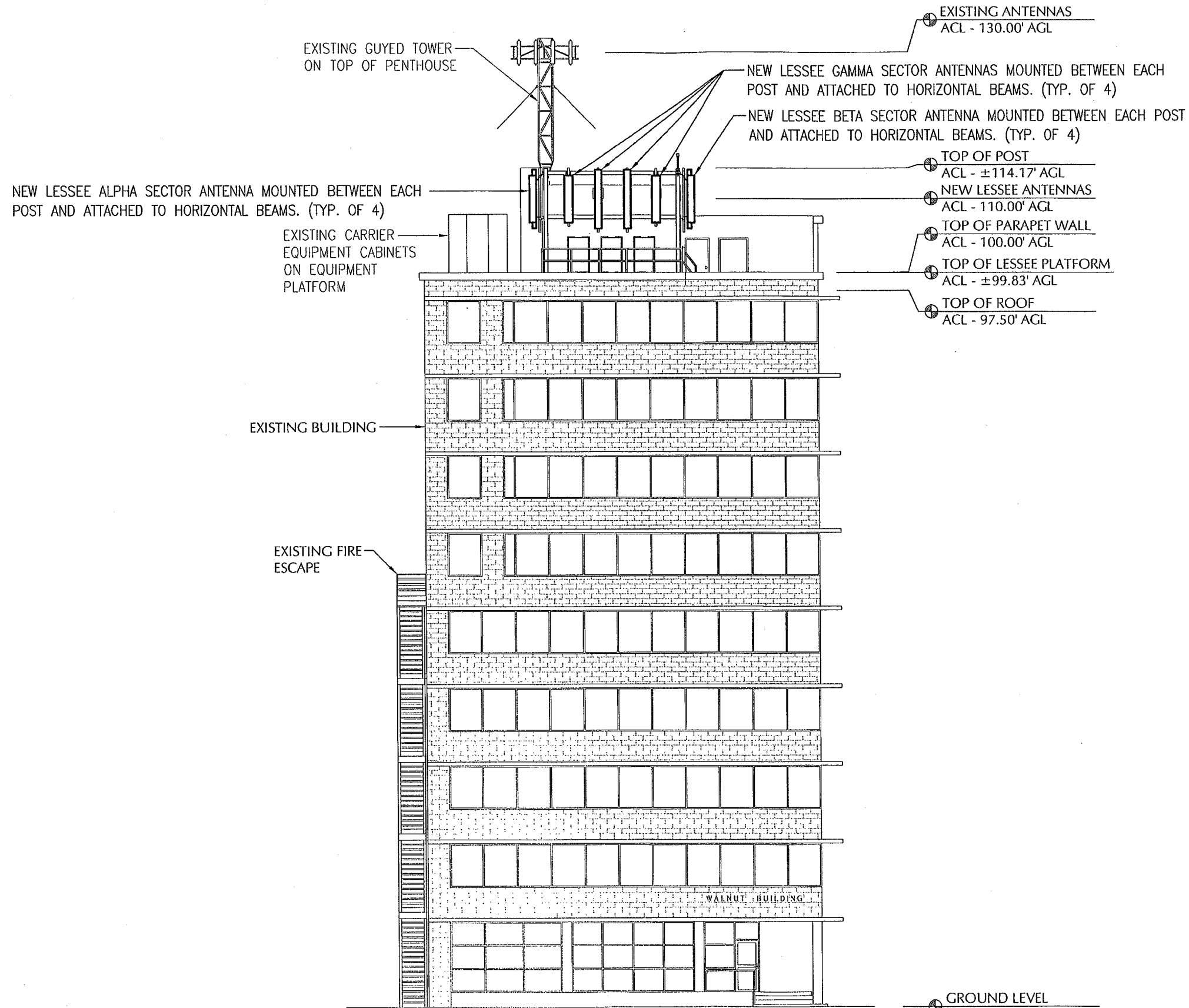
REVISIONS		
NO.	DATE	DESCRIPTION
Δ	03/14/16	CANOPY REMOVED
Δ	09/03/15	CONSTRUCTION ISSUE
Δ	08/20/15	PRELIMINARY REVIEW



PROJECT No.	20141076002
SITE NAME:	MARKET SQUARE
SITE NUMBER:	299000
SITE ADDRESS:	706 WALNUT STREET KNOXVILLE, TN 37902
DESIGN TYPE:	ROOFTOP

SHEET TITLE:	SITE LAYOUT PLAN
--------------	------------------

DRAWING NO.	REVISION:
C2	1



NORTH BUILDING ELEVATION

LESSEE




1961 NORTHPOINT BLVD, SUITE 130
HIXSON, TN 37343
PH: 423-843-9500
FAX: 423-843-9509

THE INFORMATION CONTAINED IN THIS SET OF DOCUMENTS IS PROPRIETARY BY NATURE. ANY USE OR DISCLOSURE OTHER THAN THAT WHICH RELATES TO THE CLIENT IS STRICTLY PROHIBITED.

A&E PROJECT #:	20141076002
DRAWN BY:	TDD
CHECKED BY:	CTD

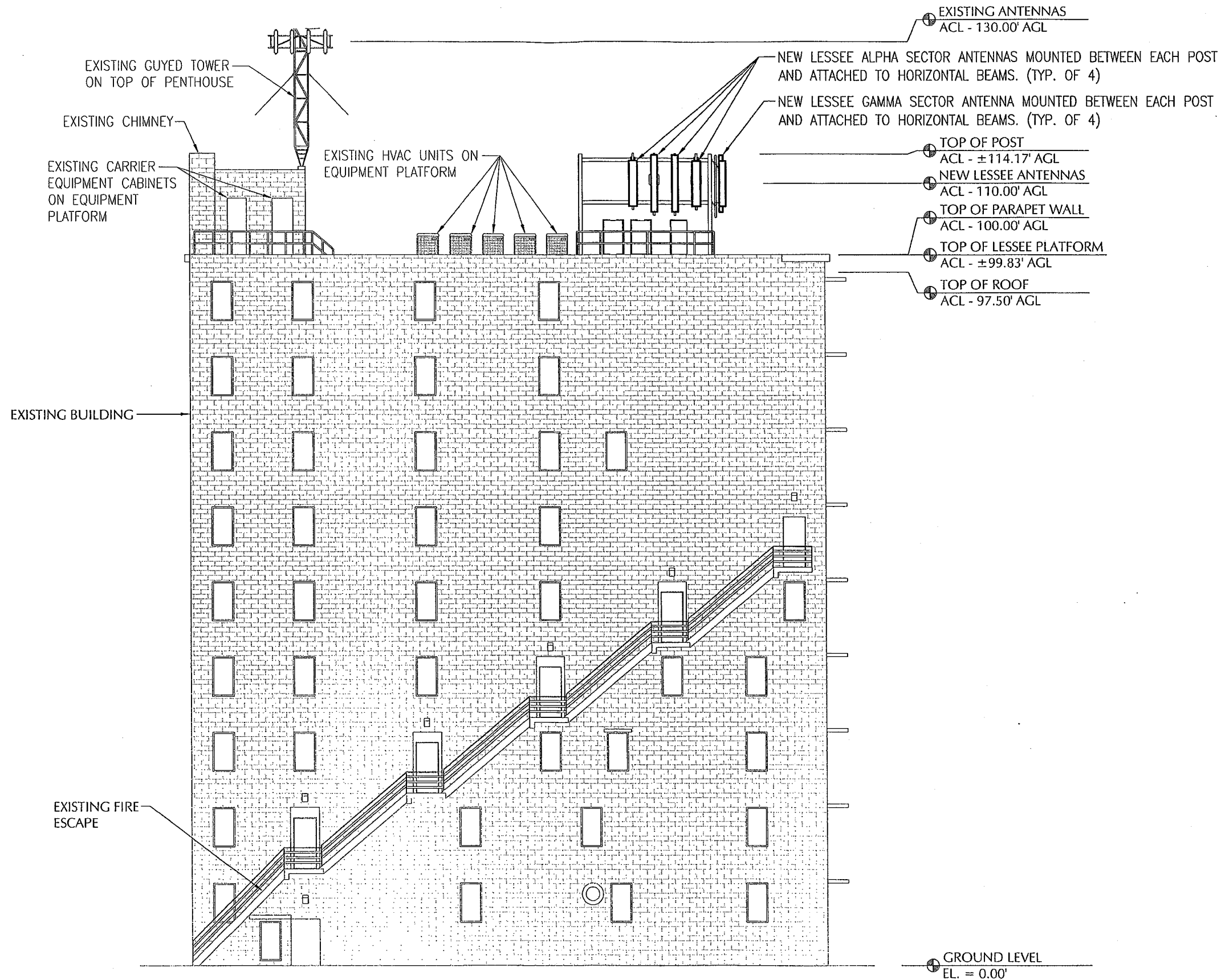
REVISIONS		
NO.	DATE	DESCRIPTION
△	03/14/16	CANOPY REMOVED
△	09/03/15	CONSTRUCTION ISSUE
△	08/20/15	PRELIMINARY REVIEW



PROJECT No.	20141076002
SITE NAME:	MARKET SQUARE
SITE NUMBER:	299000
SITE ADDRESS:	706 WALNUT STREET KNOXVILLE, TN 37902
DESIGN TYPE:	ROOFTOP

SHEET TITLE:	BUILDING ELEVATION
--------------	--------------------

DRAWING NO.	REVISION:
C3	1



EAST BUILDING ELEVATION

LESSEE




1961 NORTHPOINT BLVD, SUITE 130
HIXSON, TN 37343
PH: 423-843-9500
FAX: 423-843-9509

THE INFORMATION CONTAINED IN THIS SET OF DOCUMENTS IS PROPRIETARY BY NATURE. ANY USE OR DISCLOSURE OTHER THAN THAT WHICH RELATES TO THE CLIENT IS STRICTLY PROHIBITED.

A&E PROJECT #:	20141076002
DRAWN BY:	TDD
CHECKED BY:	CTD

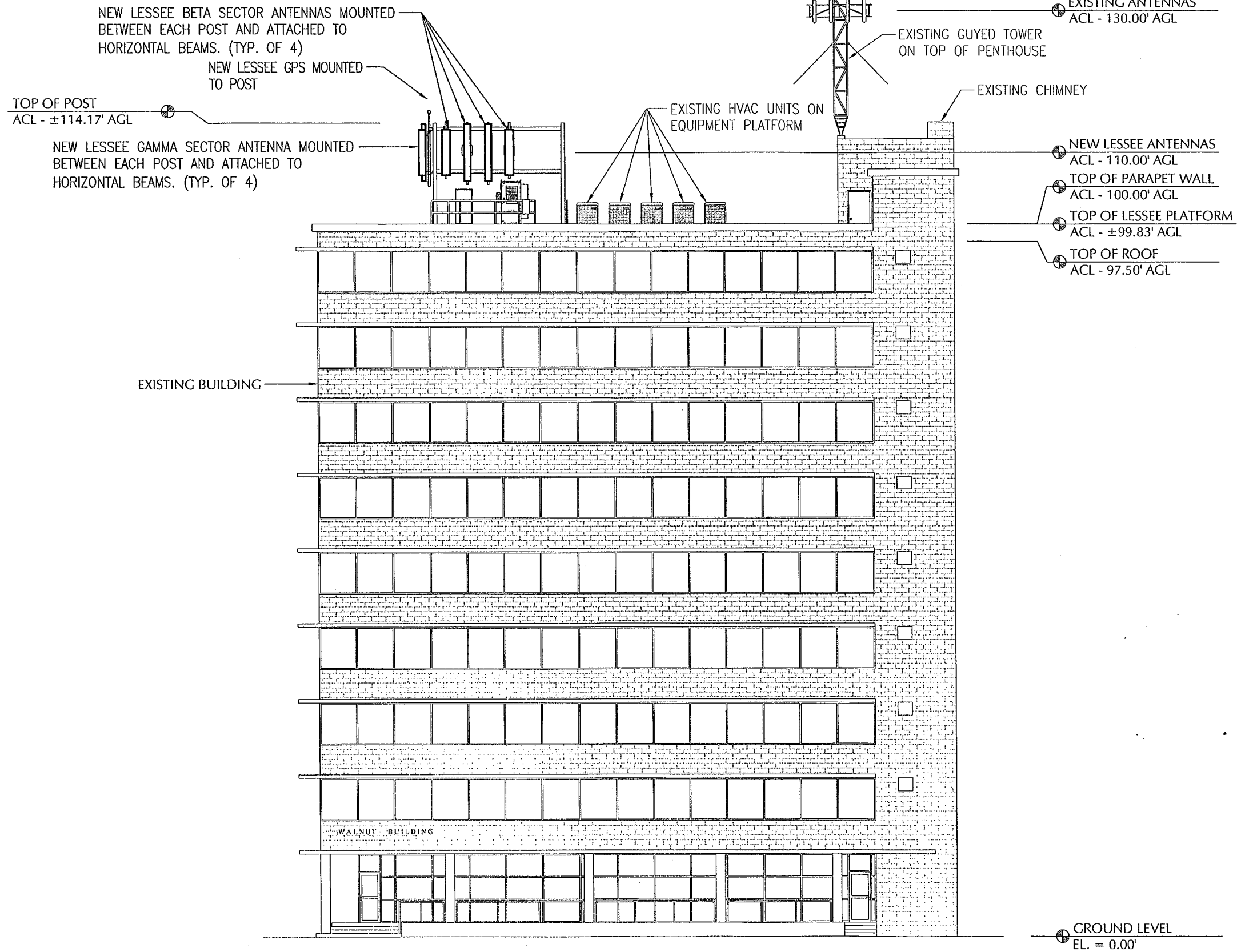
REVISIONS		
NO.	DATE	DESCRIPTION
△	03/14/16	CANOPY REMOVED
△	09/03/15	CONSTRUCTION ISSUE
△	08/20/15	PRELIMINARY REVIEW



PROJECT No.	20141076002
SITE NAME:	MARKET SQUARE
SITE NUMBER:	299000
SITE ADDRESS:	706 WALNUT STREET KNOXVILLE, TN 37902
DESIGN TYPE:	ROOFTOP

SHEET TITLE:	BUILDING ELEVATION
--------------	--------------------

DRAWING NO.	REVISION:
C3A	1



WEST BUILDING ELEVATION

LESSEE




1961 NORTHPOINT BLVD, SUITE 130
 HIXSON, TN 37343
 PH: 423-843-9500
 FAX: 423-843-9509

THE INFORMATION CONTAINED IN THIS SET OF DOCUMENTS IS PROPRIETARY BY NATURE. ANY USE OR DISCLOSURE OTHER THAN THAT WHICH RELATES TO THE CLIENT IS STRICTLY PROHIBITED.

A&E PROJECT #:	20141076002
DRAWN BY:	TDD
CHECKED BY:	CTD

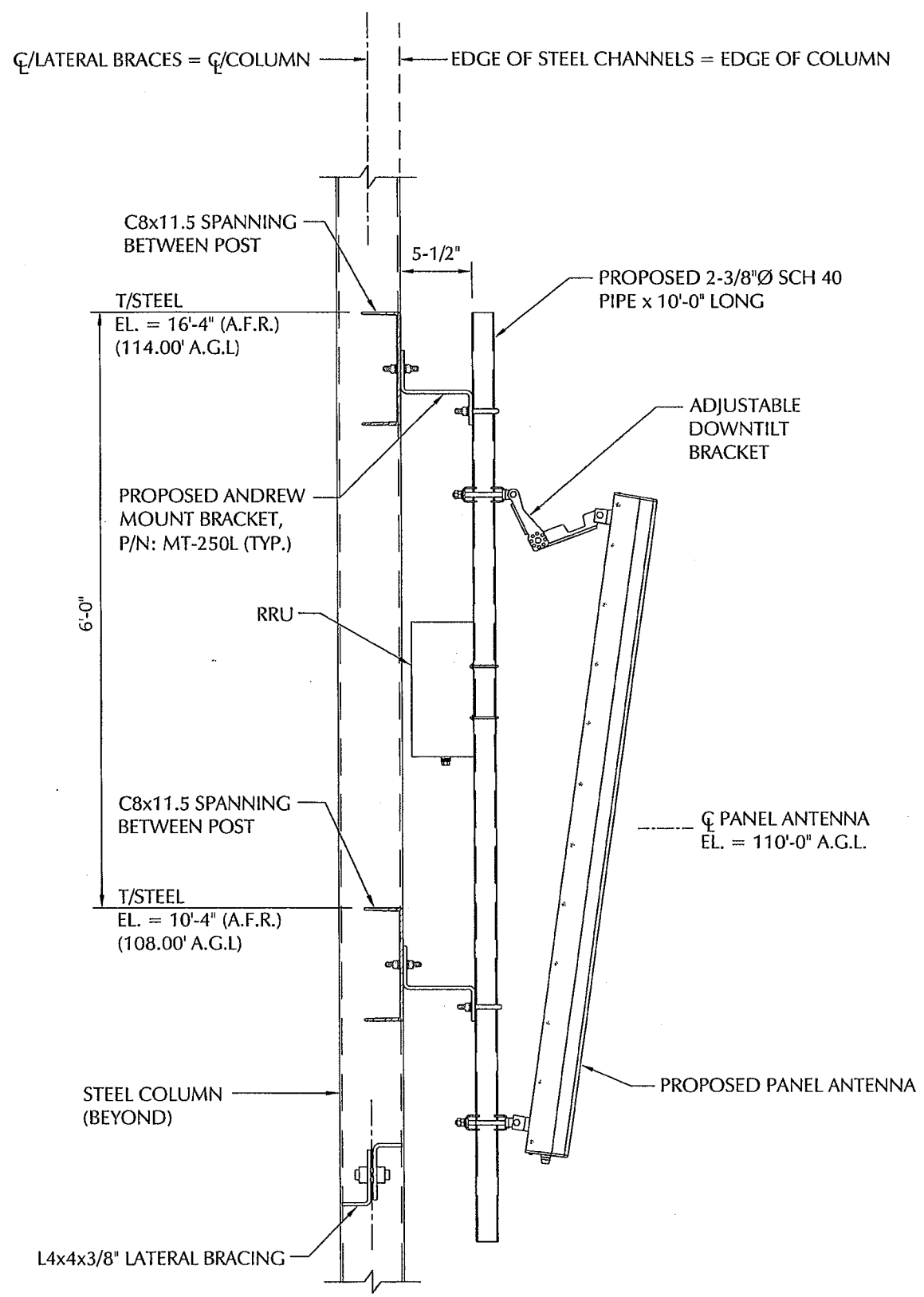
REVISIONS		
NO.	DATE	DESCRIPTION
△	03/14/16	CANOPY REMOVED
△	09/03/15	CONSTRUCTION ISSUE
△	08/20/15	PRELIMINARY REVIEW



PROJECT No.	20141076002
SITE NAME:	MARKET SQUARE
SITE NUMBER:	299000
SITE ADDRESS:	706 WALNUT STREET KNOXVILLE, TN 37902
DESIGN TYPE:	ROOFTOP

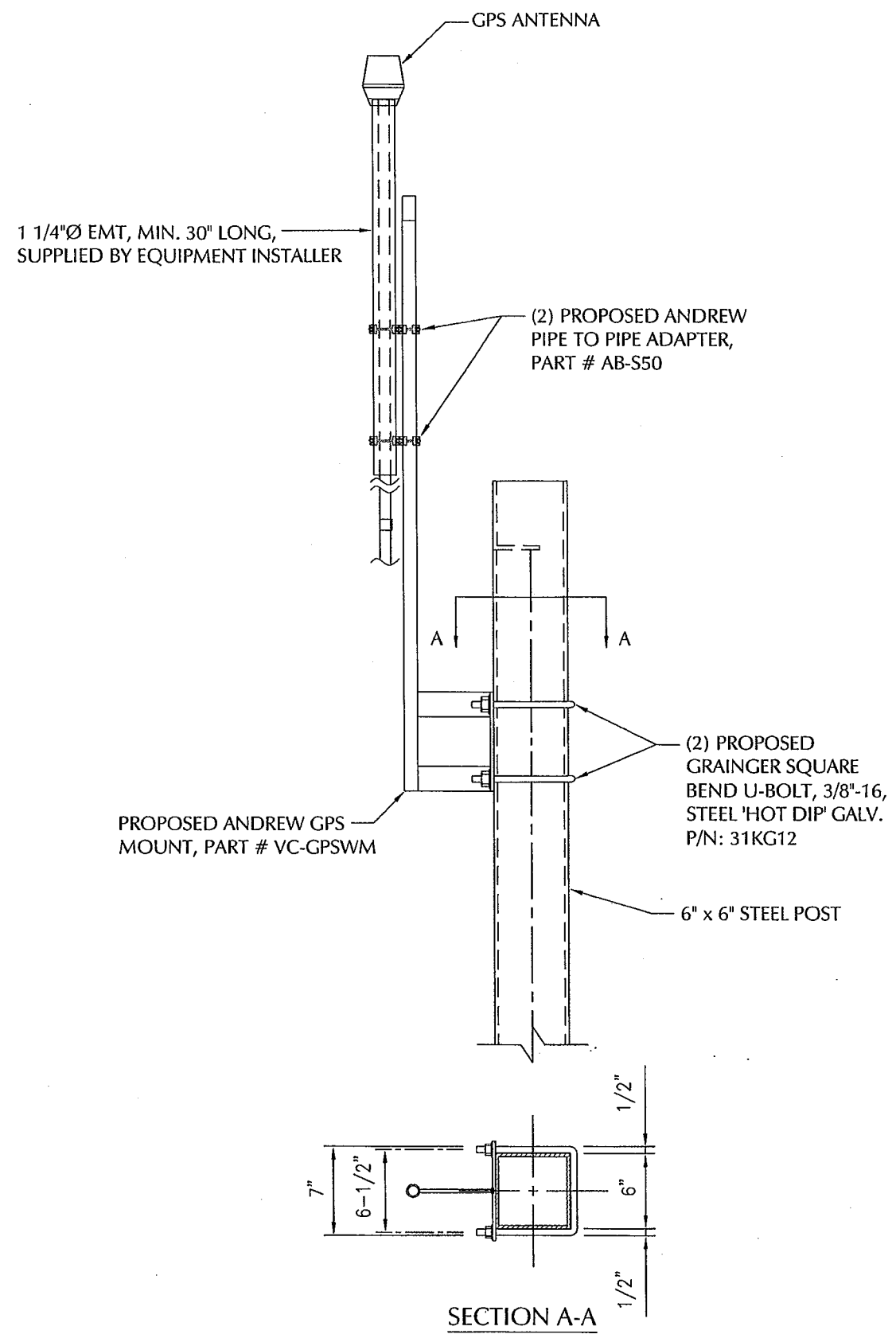
SHEET TITLE:
BUILDING ELEVATION

DRAWING NO.	REVISION:
C3B	1



ANTENNA MOUNTING DETAIL
NTS

23
C2



GPS MOUNTING DETAIL
NTS

8
C2


LESSEE

TeleCAD Wireless
 1961 NORTHPOINT BLVD, SUITE 130
 HIXSON, TN 37343
 PH: 423-843-9500
 FAX: 423-843-9509

THE INFORMATION CONTAINED IN THIS SET OF DOCUMENTS IS PROPRIETARY BY NATURE. ANY USE OR DISCLOSURE OTHER THAN THAT WHICH RELATES TO THE CLIENT IS STRICTLY PROHIBITED.

A&E PROJECT #:	20141076002
DRAWN BY:	TDD
CHECKED BY:	CTD

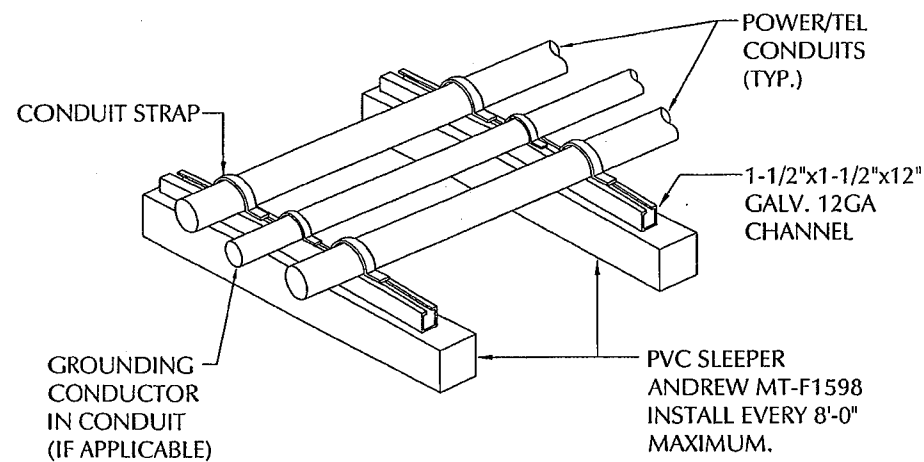
REVISIONS		
NO.	DATE	DESCRIPTION
△	03/14/16	CANOPY REMOVED
△	09/03/15	CONSTRUCTION ISSUE
△	08/20/15	PRELIMINARY REVIEW



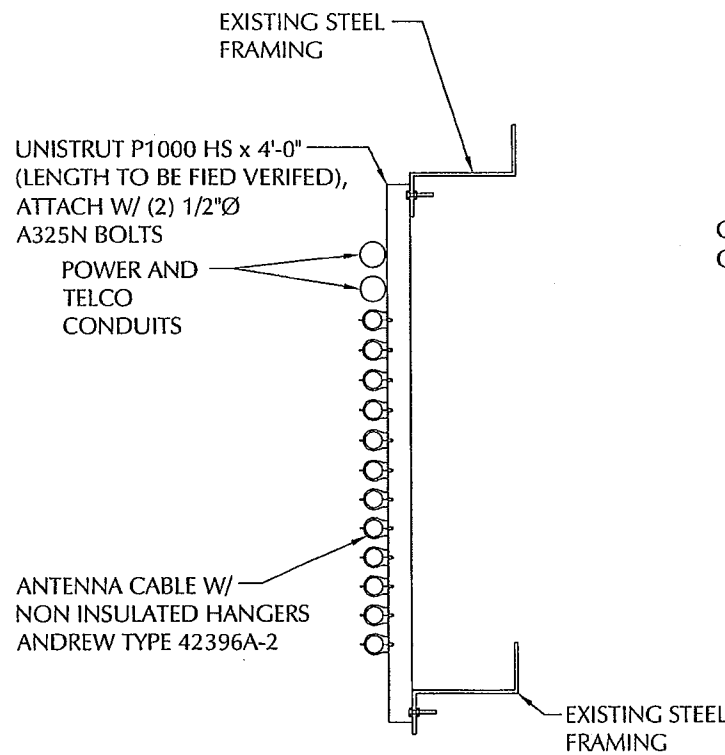
PROJECT No.	20141076002
SITE NAME:	MARKET SQUARE
SITE NUMBER:	299000
SITE ADDRESS:	706 WALNUT STREET KNOXVILLE, TN 37902
DESIGN TYPE:	ROOFTOP

SHEET TITLE:
SITE DETAILS

DRAWING NO.	REVISION:
C4	1

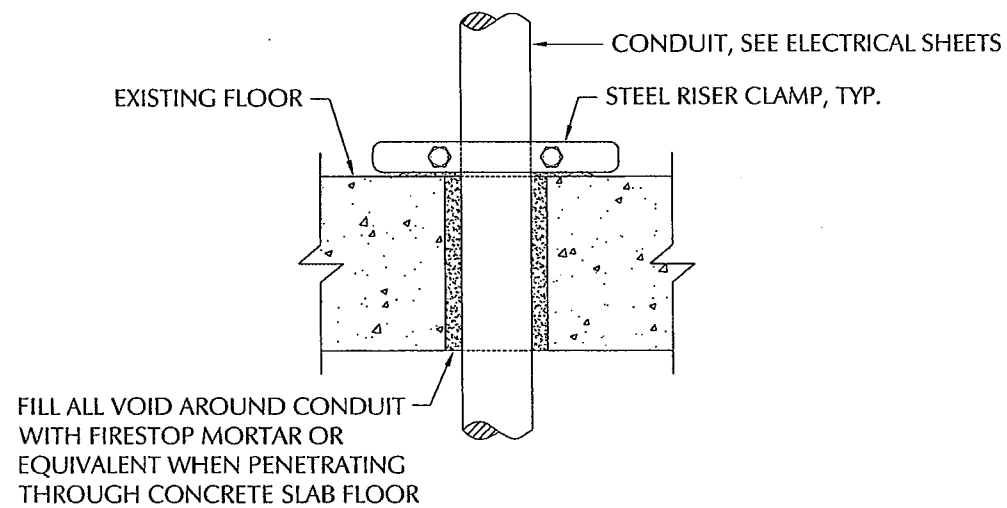


ROOF CONDUIT SUPPORT (21/E1)
NTS

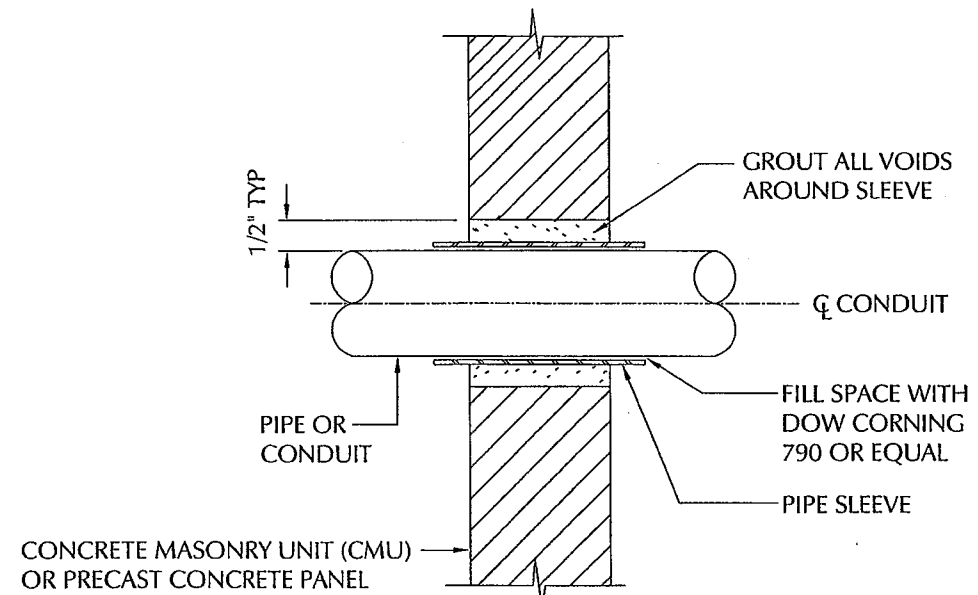


COAX CABLE AND CONDUIT SUPPORT (24/C2)
NTS

- NOTES:
1. RISER CLAMPS ARE VARIED DEPENDING ON CONDUIT SIZES.
 2. CONTRACTOR WILL NEED TO FIELD VERIFY RISER CLAMP INSTALL LOCATIONS TO PROPERLY SUPPORT WEIGHT OF CONDUIT AND CABLES.
 3. CABLES WITHIN CONDUIT PENETRATION SHALL BE FIRE SEALED AFTER INSTALLATION.
 4. CABLE VERTICAL SUPPORTS AS REQUIRED PER NEC, CONTRACTOR TO INSTALL AS REQUIRED.



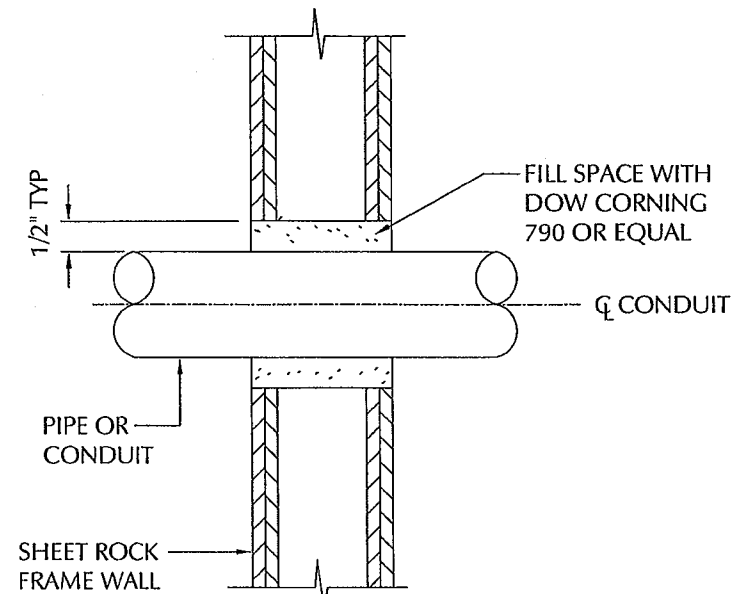
PIPE PENETRATION AT BUILDING FLOOR (25/E1)
NTS



NOTE: PIPE ANCHORAGE IS REQUIRED NEARBY TO PREVENT PIPE MOVEMENT THRU PENETRATION. } ONLY @ RATED WALL

CABLES WITHIN CONDUIT PENETRATION SHALL BE FIRE SEALED AFTER INSTALLATION

PIPE PENETRATION AT WALL (CMU) (26/E1)
NTS



NOTE: PIPE ANCHORAGE IS REQUIRED NEARBY TO PREVENT PIPE MOVEMENT THRU PENETRATION. } ONLY @ RATED WALL

CABLES WITHIN CONDUIT PENETRATION SHALL BE FIRE SEALED AFTER INSTALLATION

PIPE PENETRATION AT WALL (SHEET ROCK FRAME WALL)
NTS


LESSEE

TeleCAD Wireless
1961 NORTHPOINT BLVD, SUITE 130
HIXSON, TN 37343
PH: 423-843-9500
FAX: 423-843-9509

THE INFORMATION CONTAINED IN THIS SET OF DOCUMENTS IS PROPRIETARY BY NATURE. ANY USE OR DISCLOSURE OTHER THAN THAT WHICH RELATES TO THE CLIENT IS STRICTLY PROHIBITED.

A&E PROJECT #:	20141076002
DRAWN BY:	TDD
CHECKED BY:	CTD

REVISIONS		
NO.	DATE	DESCRIPTION
Δ	03/14/16	CANOPY REMOVED
Δ	09/03/15	CONSTRUCTION ISSUE
Δ	08/20/15	PRELIMINARY REVIEW



PROJECT No.	20141076002
SITE NAME:	MARKET SQUARE
SITE NUMBER:	299000
SITE ADDRESS:	706 WALNUT STREET KNOXVILLE, TN 37902
DESIGN TYPE:	ROOFTOP

SHEET TITLE:
SITE DETAILS

DRAWING NO.	REVISION:
C5	1

REFERENCE NOTES:

- 11 - PENETRATION POCKET WITH MOLDED PIPE SEAL. SEE DETAIL SHEET S2.
- 13 - BEAM CONNECTION DETAIL (NEAR STAIRS). SEE DETAIL SHEET S4.
- 14 - BEAM CONNECTION DETAIL. SEE DETAIL SHEET S4.
- 15 - BEAM TO POST CONNECTION. SEE DETAIL SHEET S3.
- 16 - BEAM TO BEAM CONNECTION. SEE DETAIL SHEET S3.
- 17 - LATERAL BRACING DETAIL. SEE DETAIL SHEET S3.
- 30 - CANTILEVERED STAIRS. SEE DETAIL SHEET S4.
- 31 - HANDRAIL & POST DETAIL. SEE SHEET S6.
- 44 - PLATFORM SIDE ELEVATION. SEE DETAIL SHEET S5.
- 45 - PLATFORM FRONT ELEVATION. SEE DETAIL SHEET S5.

GALV. STEEL GRATING W/ 1 1/2"x3/16" BEARING BARS W/TIES 4" O.C., USE STANDARD SADDLE CLIP FASTENERS.

EXISTING BUILDING COLUMN BELOW

EXISTING BUILDING COLUMN BELOW

4"Ø SCH 80 PIPE POST TYP. (2 TOTAL)

16 BEAM TO BEAM CONN. (TYP.)

PROPOSED HANDRAIL, TYP. ALL 4 SIDES

TS 6" x 6" x 1/4" CANOPY POST, GALV. (4 TOTAL)

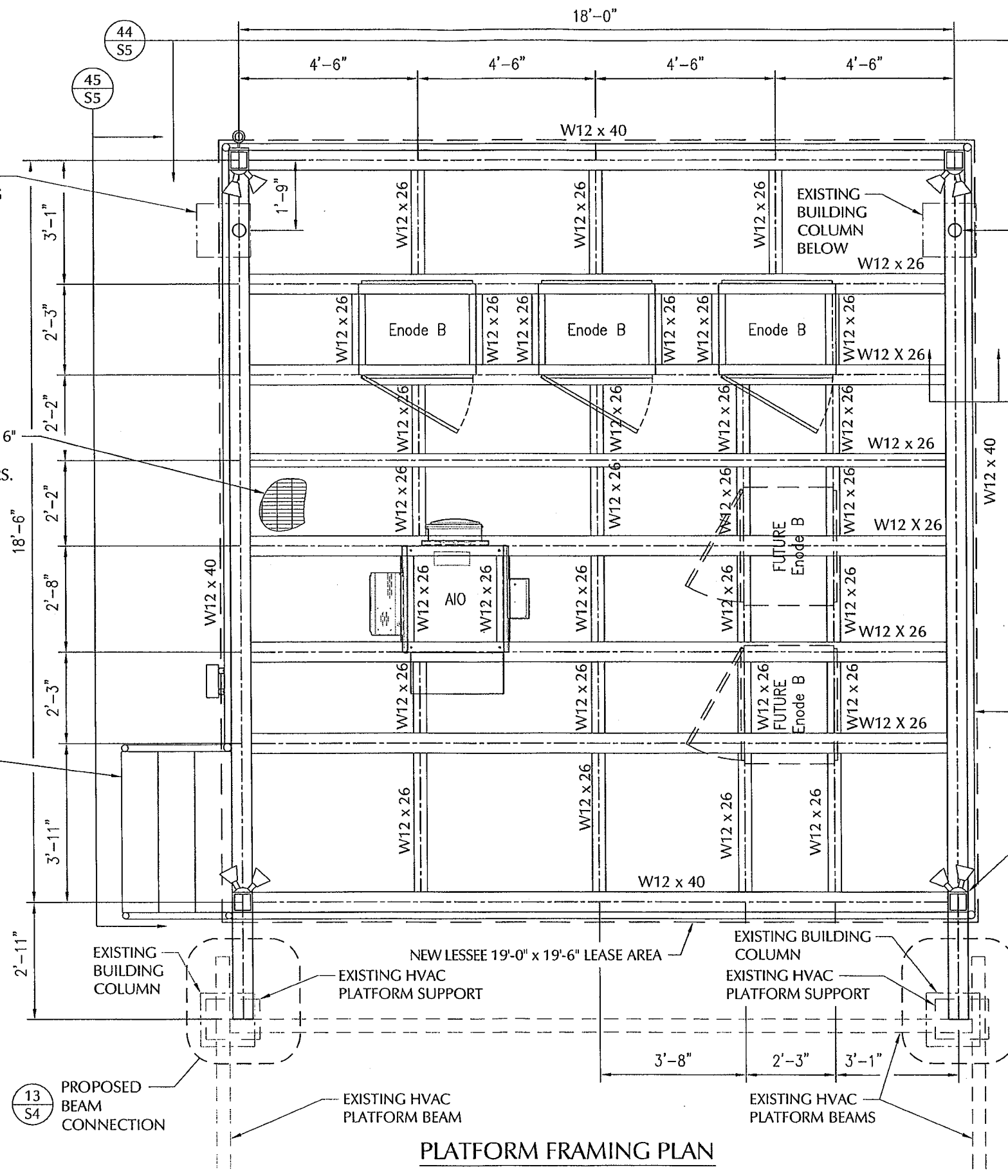
PROPOSED BEAM CONNECTION

PROPOSED BEAM CONNECTION

EXISTING HVAC PLATFORM BEAM

EXISTING HVAC PLATFORM BEAMS

PLATFORM FRAMING PLAN



NOTES:

- 1. * - INDICATES DIMENSIONS PROVIDED FROM FIELD MEASUREMENTS. CONTRACTOR SHALL VERIFY THESE DIMENSIONS PRIOR TO CONSTRUCTION/FABRICATION OF STEEL PLATFORM.



LESSEE




1961 NORTHPOINT BLVD, SUITE 130
HIXSON, TN 37343
PH: 423-843-9500
FAX: 423-843-9509

THE INFORMATION CONTAINED IN THIS SET OF DOCUMENTS IS PROPRIETARY BY NATURE. ANY USE OR DISCLOSURE OTHER THAN THAT WHICH RELATES TO THE CLIENT IS STRICTLY PROHIBITED.

A&E PROJECT #:	20141076002
DRAWN BY:	TDD
CHECKED BY:	CTD

REVISIONS		
NO.	DATE	DESCRIPTION
Δ	03/14/16	CANOPY REMOVED
Δ	09/03/15	CONSTRUCTION ISSUE
Δ	08/20/15	PRELIMINARY REVIEW



PROJECT No.	20141076002
SITE NAME:	MARKET SQUARE
SITE NUMBER:	299000
SITE ADDRESS:	706 WALNUT STREET KNOXVILLE, TN 37902
DESIGN TYPE:	ROOFTOP

SHEET TITLE:
PLATFORM FRAMING PLAN

DRAWING NO.	REVISION:
S1	1

LESSEE




1961 NORTHPOINT BLVD, SUITE 130
HIXSON, TN 37343
PH: 423-843-9500
FAX: 423-843-9509

THE INFORMATION CONTAINED IN THIS SET OF DOCUMENTS IS PROPRIETARY BY NATURE. ANY USE OR DISCLOSURE OTHER THAN THAT WHICH RELATES TO THE CLIENT IS STRICTLY PROHIBITED.

A&E PROJECT #:	20141076002
DRAWN BY:	TDD
CHECKED BY:	CTD

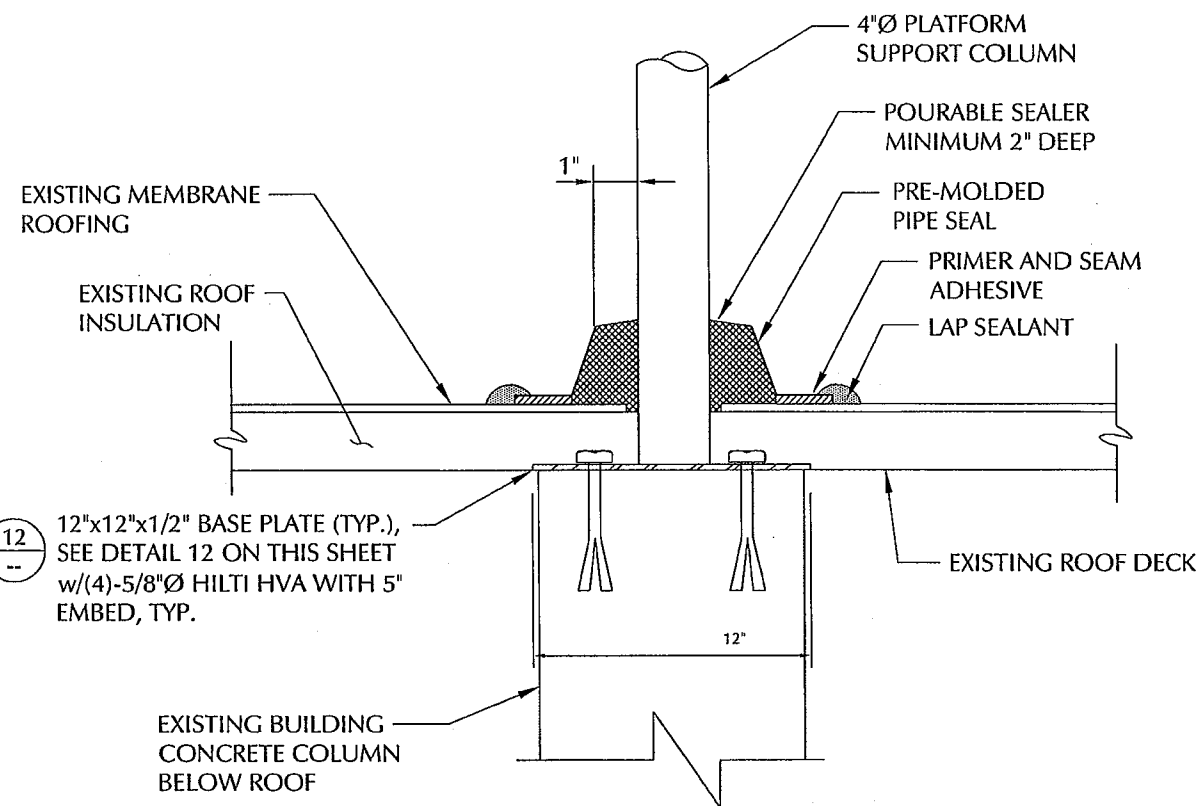
REVISIONS		
NO.	DATE	DESCRIPTION
Δ	03/14/16	CANOPY REMOVED
Δ	09/03/15	CONSTRUCTION ISSUE
Δ	08/20/15	PRELIMINARY REVIEW



PROJECT No.	20141076002
SITE NAME:	MARKET SQUARE
SITE NUMBER:	299000
SITE ADDRESS:	706 WALNUT STREET KNOXVILLE, TN 37902
DESIGN TYPE:	ROOFTOP

SHEET TITLE:
PLATFORM DETAILS

DRAWING NO.	REVISION:
S2	1

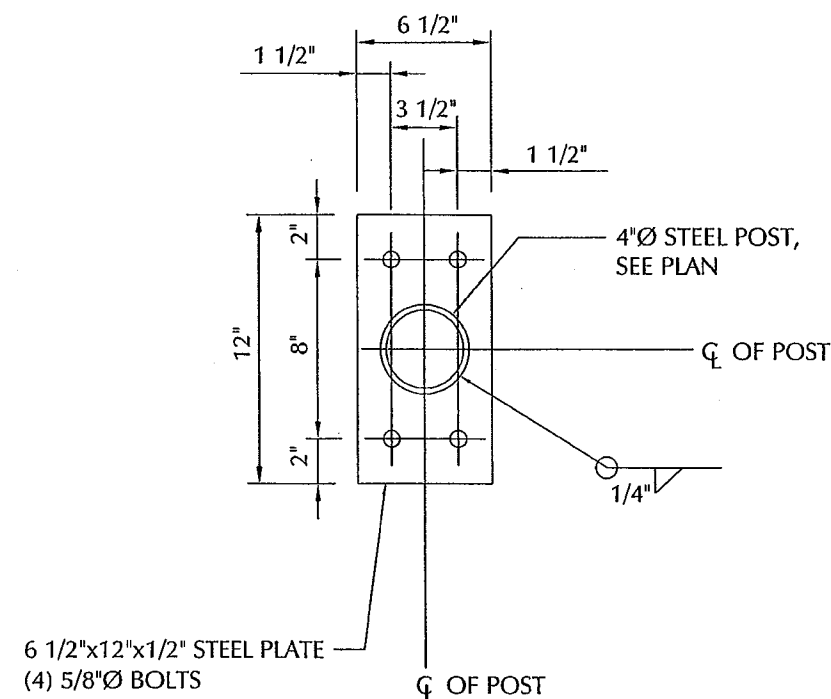


12
--
12"x12"x1/2" BASE PLATE (TYP.),
SEE DETAIL 12 ON THIS SHEET
w/(4)-5/8"Ø HILTI HVA WITH 5"
EMBED, TYP.

PENETRATION POCKET WITH MOLDED PIPE SEAL 11
NTS S1

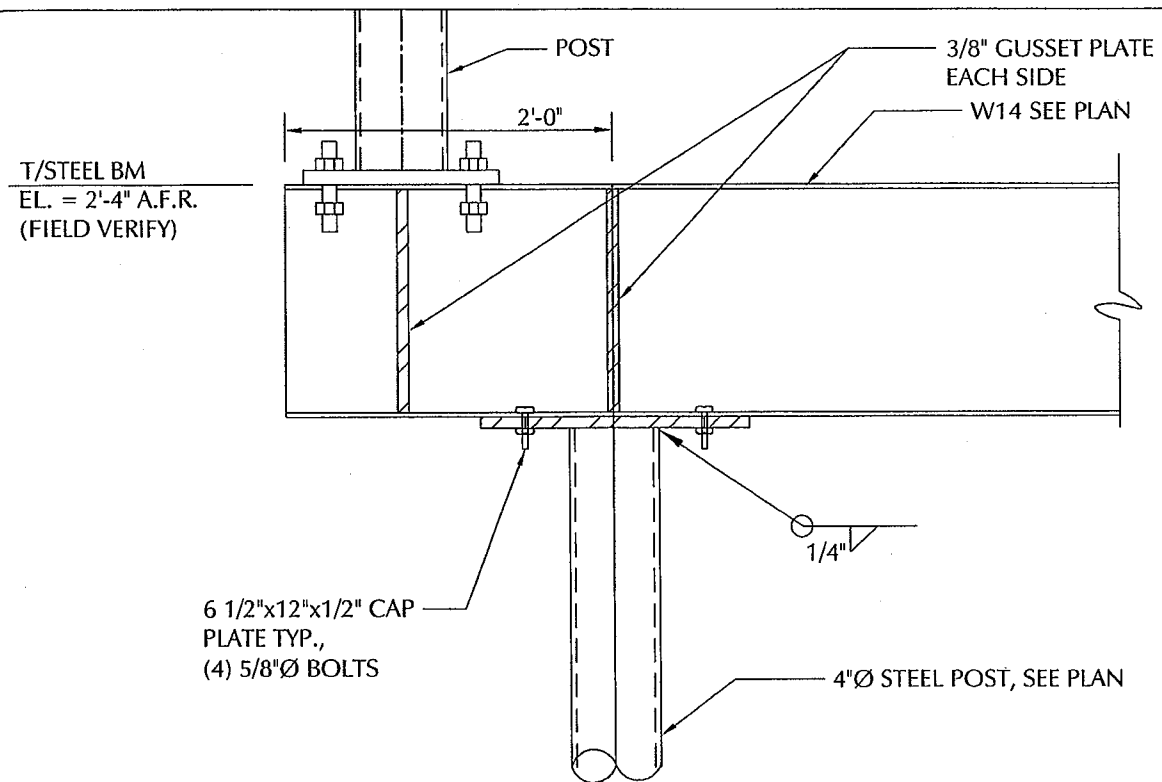
NOTES:

1. MAXIMUM TEMPERATURE OF PENETRATING ELEMENT MAY NOT EXCEED 180° F.
2. CUT MOLDED PIPE SEAL ABOVE SIZING RING AT LEAST 2" GREATER IN DIAMETER THAN PENETRATION. CENTER SEAL OVER PENETRATION.
3. BASE BELOW PENETRATION POCKET MAY BE MORTAR, GYPSUM OR OTHER SUITABLE FILL.
4. MIX "PART A" AND "PART B" OF POURABLE SEALER COMPONENTS THOROUGHLY.
5. SLOPE TOP SURFACE OF POURABLE SEALER TO PROVIDE DRAINAGE.
6. POURABLE SEALER MUST BE 2" MIN. THICKNESS WITH 1" BETWEEN PENETRATION, AND 1" BETWEEN PENETRATIONS AND CONTAINMENT WALL.
7. PIPE SEAL MAY NOT BE CUT AND PATCHED.

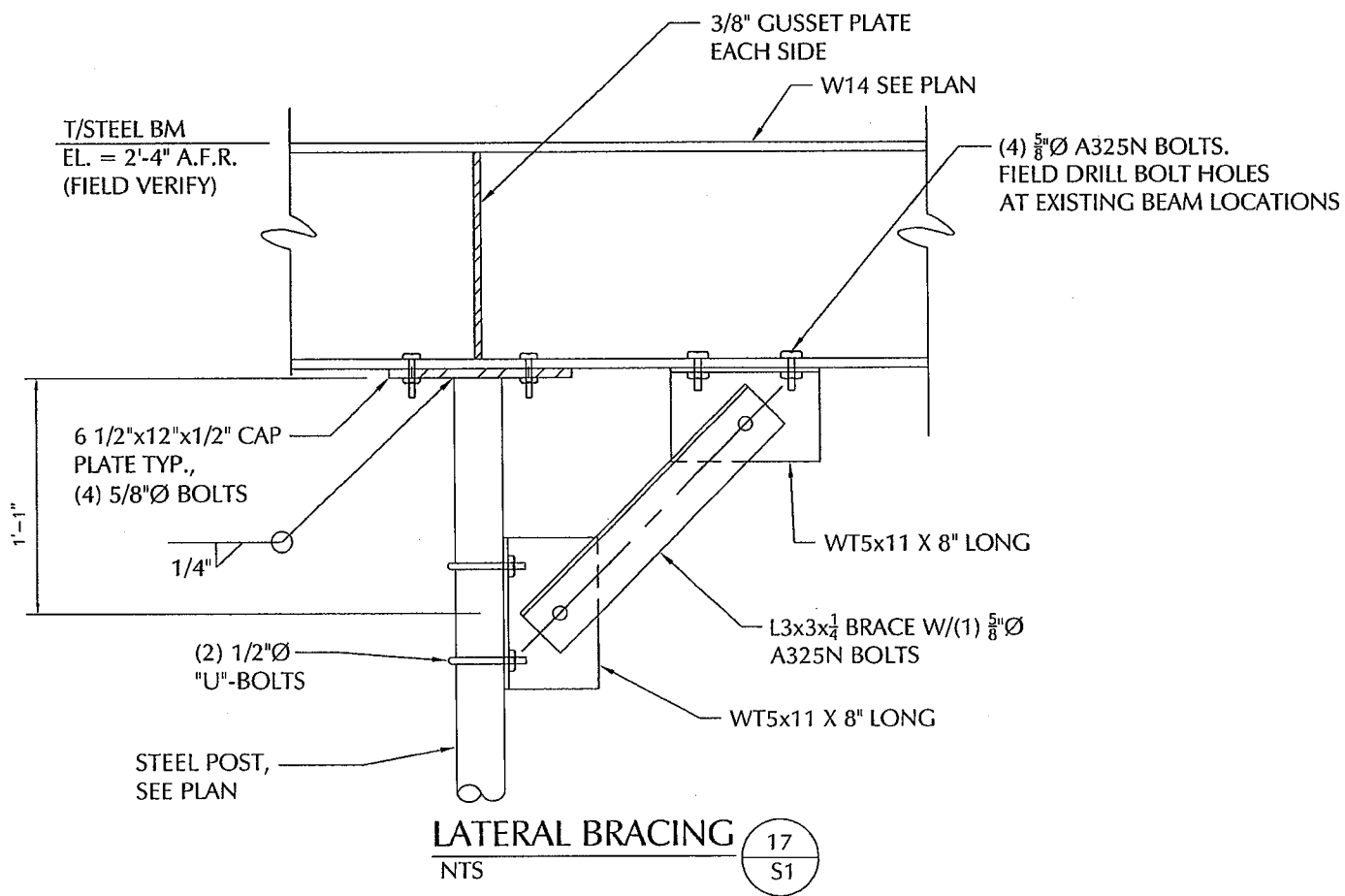


6 1/2"x12"x1/2" STEEL PLATE
(4) 5/8"Ø BOLTS

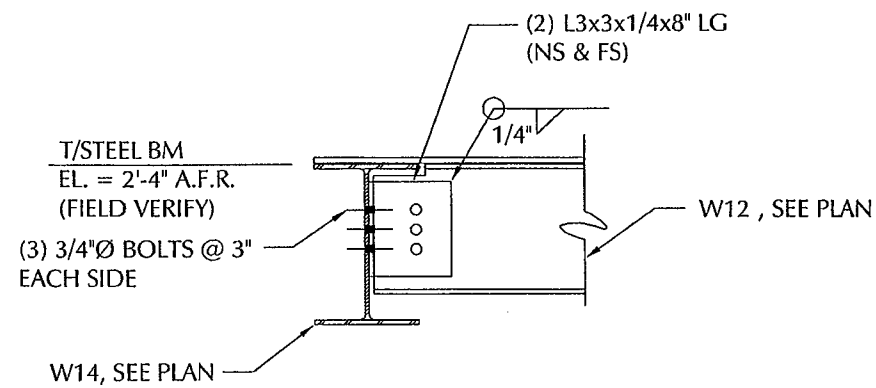
PLATFORM BASE PLATE 12
NTS --



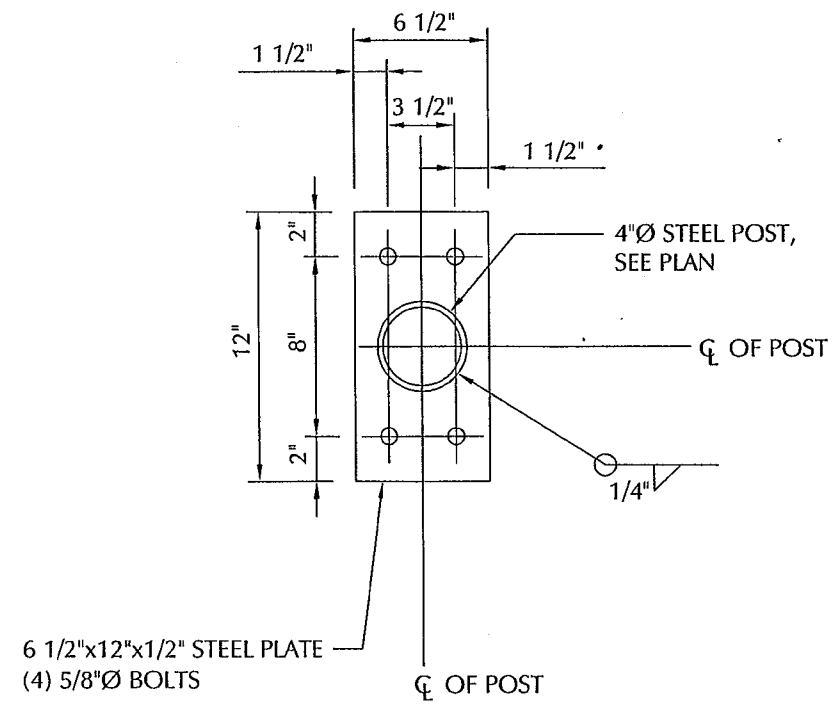
BEAM TO POST CONNECTION (15)
NTS S1



LATERAL BRACING (17)
NTS S1



TYPICAL BEAM TO BEAM CONNECTION (16)
NTS S1



CAP PLATE (18)
NTS --

LESSEE

TeleCAD Wireless
1961 NORTHPOINT BLVD, SUITE 130
HIXSON, TN 37343
PH: 423-843-9500
FAX: 423-843-9509

THE INFORMATION CONTAINED IN THIS SET OF DOCUMENTS IS PROPRIETARY BY NATURE. ANY USE OR DISCLOSURE OTHER THAN THAT WHICH RELATES TO THE CLIENT IS STRICTLY PROHIBITED.

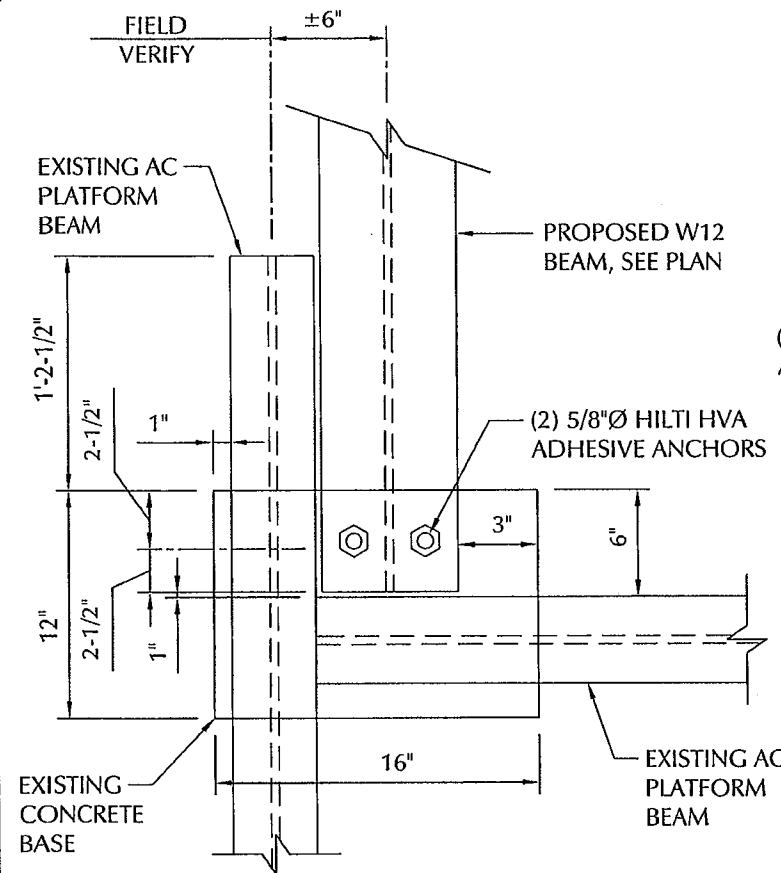
A&E PROJECT #:	20141076002
DRAWN BY:	TDD
CHECKED BY:	CTD

REVISIONS		
NO.	DATE	DESCRIPTION
Δ	03/14/16	CANOPY REMOVED
Δ	09/03/15	CONSTRUCTION ISSUE
Δ	08/20/15	PRELIMINARY REVIEW

PROJECT No.	20141076002
SITE NAME:	MARKET SQUARE
SITE NUMBER:	299000
SITE ADDRESS:	706 WALNUT STREET KNOXVILLE, TN 37902
DESIGN TYPE:	ROOFTOP

SHEET TITLE:	
PLATFORM DETAILS	

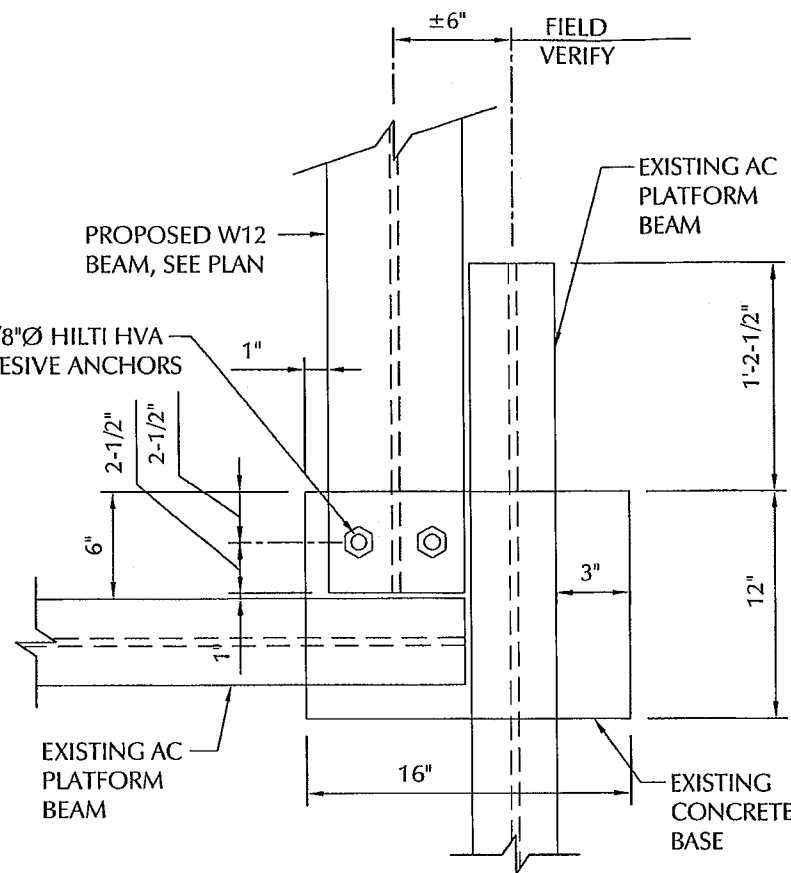
DRAWING NO.	REVISION:
S3	1



BEAM CONNECTION DETAIL (NEAR STAIRS)

NTS

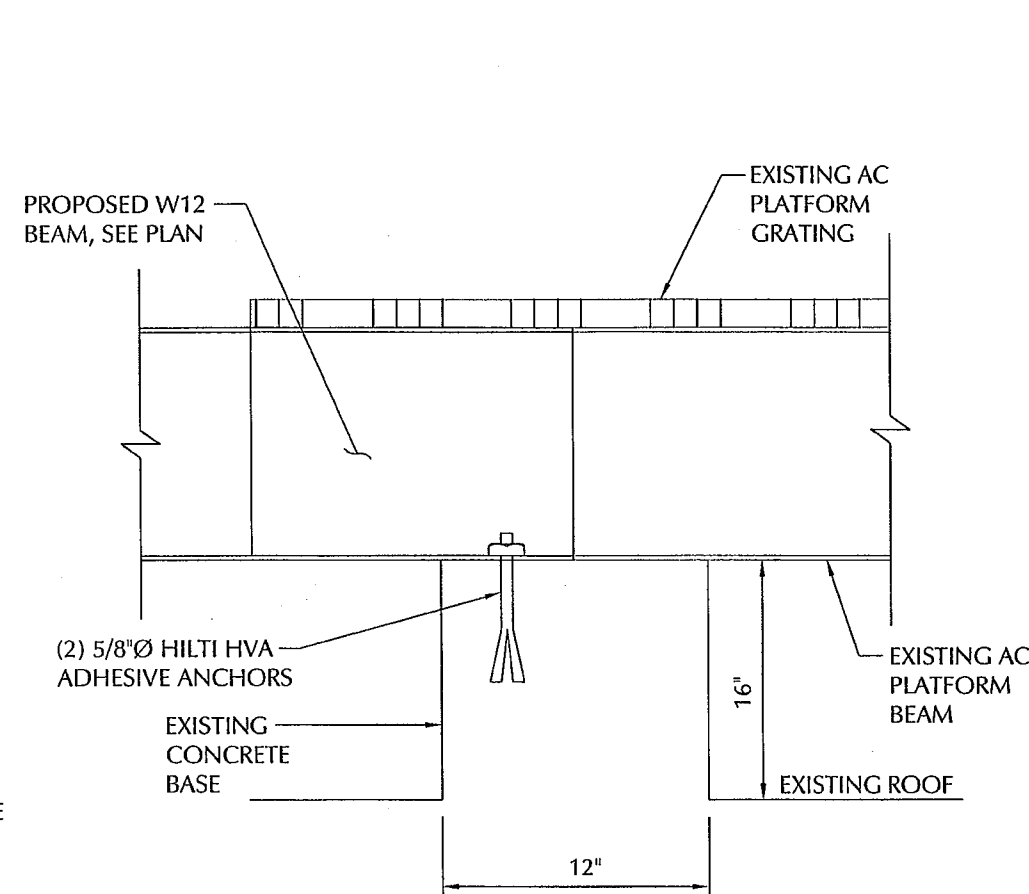
13
S1



BEAM CONNECTION DETAIL

NTS

14
S1

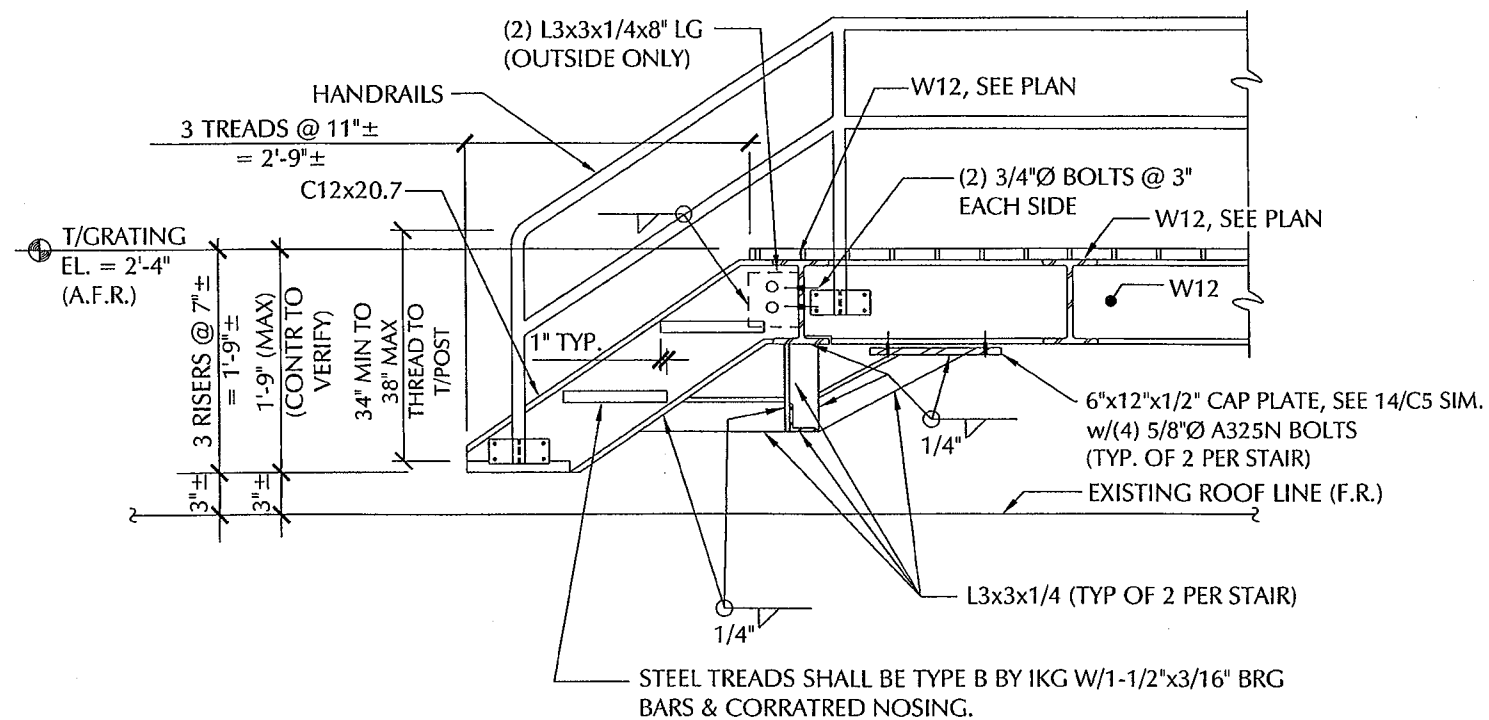


BEAM CONNECTION SECTION

NTS

GENERAL NOTES - STRUCTURAL STEEL

1. PIPE STEEL SHALL CONFORM TO THE REQUIREMENTS OF ASTM A-53, TYPE S. ALL OTHER STRUCTURAL STEEL SHALL CONFORM TO THE REQUIREMENTS OF ASTM A-36.
2. ALL DETAILING, FABRICATION, AND ERECTION OF STRUCTURAL STEEL, UNLESS OTHERWISE NOTED, SHALL CONFORM TO THE REQUIREMENTS OF THE AISC SPECIFICATIONS FOR BUILDINGS, LATEST EDITION.
3. UNLESS OTHERWISE NOTED, ALL SHOP CONNECTIONS SHALL BE MADE BY SHOP WELDING OR HIGH STRENGTH BOLTING.
4. ALL WELDS SHALL BE MADE WITH E-70 ELECTRODES.
5. UNLESS OTHERWISE NOTED, ALL FIELD CONNECTIONS SHALL BE MADE WITH 3/4" DIAMETER HIGH STRENGTH BOLTS (ASTM A-325). CONNECTIONS SHALL BE DESIGNED AS BEARING TYPE WITH THREADS IN THE SHEAR PLANE.
6. GUSSET PLATES SHALL BE 3/8" THICK, MINIMUM.
7. UNLESS OTHERWISE NOTED, AND ALL STRUCTURAL STEEL SHALL BE HOT-DIPPED GALVANIZED, TOUCH-UP WITH GALVANIZED PAINT ONLY, AS REQ'D.
8. FIELD DRILL BOLT HOLES AS REQUIRED.
9. CONTRACTOR SHALL FIELD VERIFY ALL DIMENSIONS PRIOR TO CONSTRUCTION.
10. BOLTS SHALL BE TIGHTENED TO THE SNUG TIGHT CONDITION AS DEFINED BY THE AISC MANUAL OF STEEL CONSTRUCTION, LATEST EDITION.
11. CONTRACTOR SHALL BOLT NEW EQUIPMENT DIRECTLY TO PLATFORM FRAMING w/A325 COORD. DIAM. w/EQUIP. MANUFACTURER.



SECTION @ CANTILEVERED STAIRS

NTS

30
S1


LESSEE

TeleCAD Wireless
1961 NORTHPOINT BLVD, SUITE 130
HIXSON, TN 37343
PH: 423-843-9500
FAX: 423-843-9509

THE INFORMATION CONTAINED IN THIS SET OF DOCUMENTS IS PROPRIETARY BY NATURE. ANY USE OR DISCLOSURE OTHER THAN THAT WHICH RELATES TO THE CLIENT IS STRICTLY PROHIBITED.

A&E PROJECT #:	20141076002
DRAWN BY:	TDD
CHECKED BY:	CTD

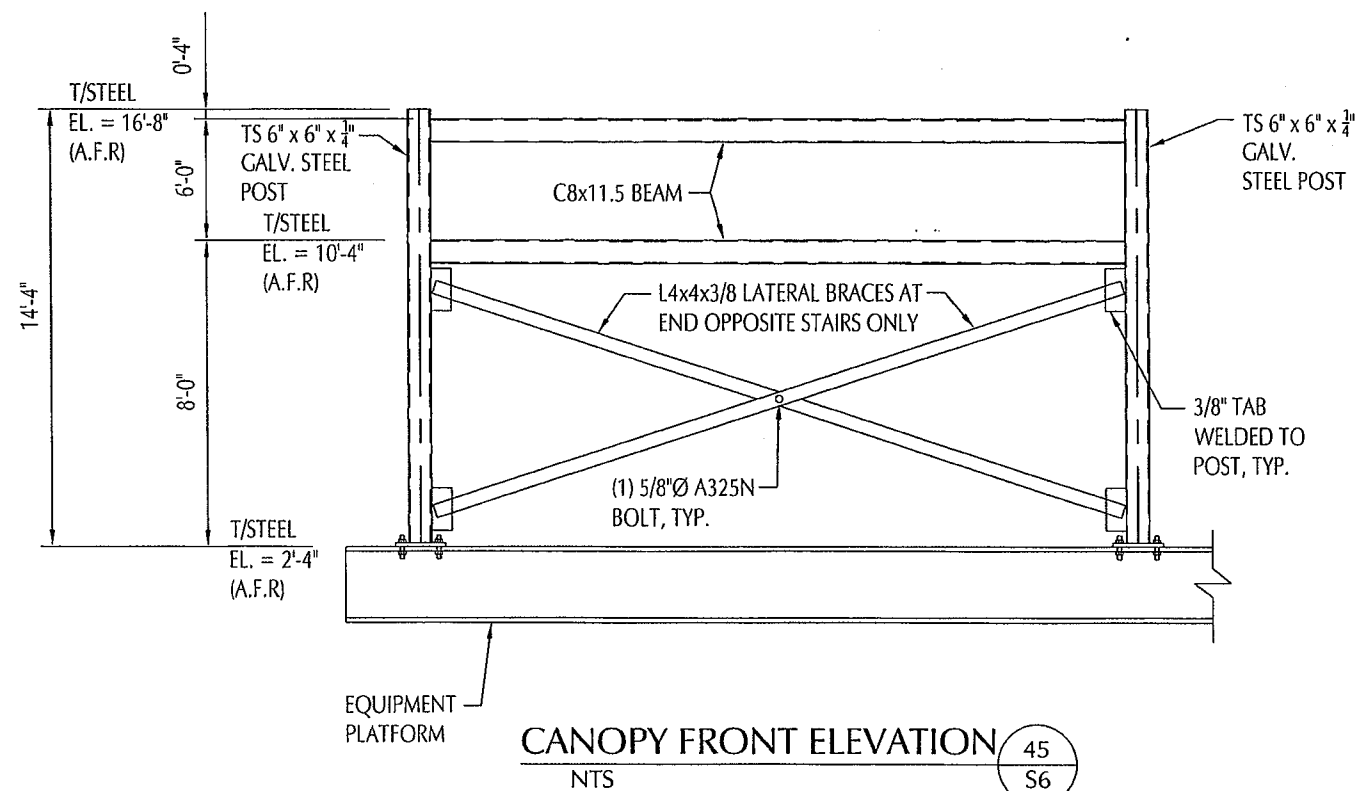
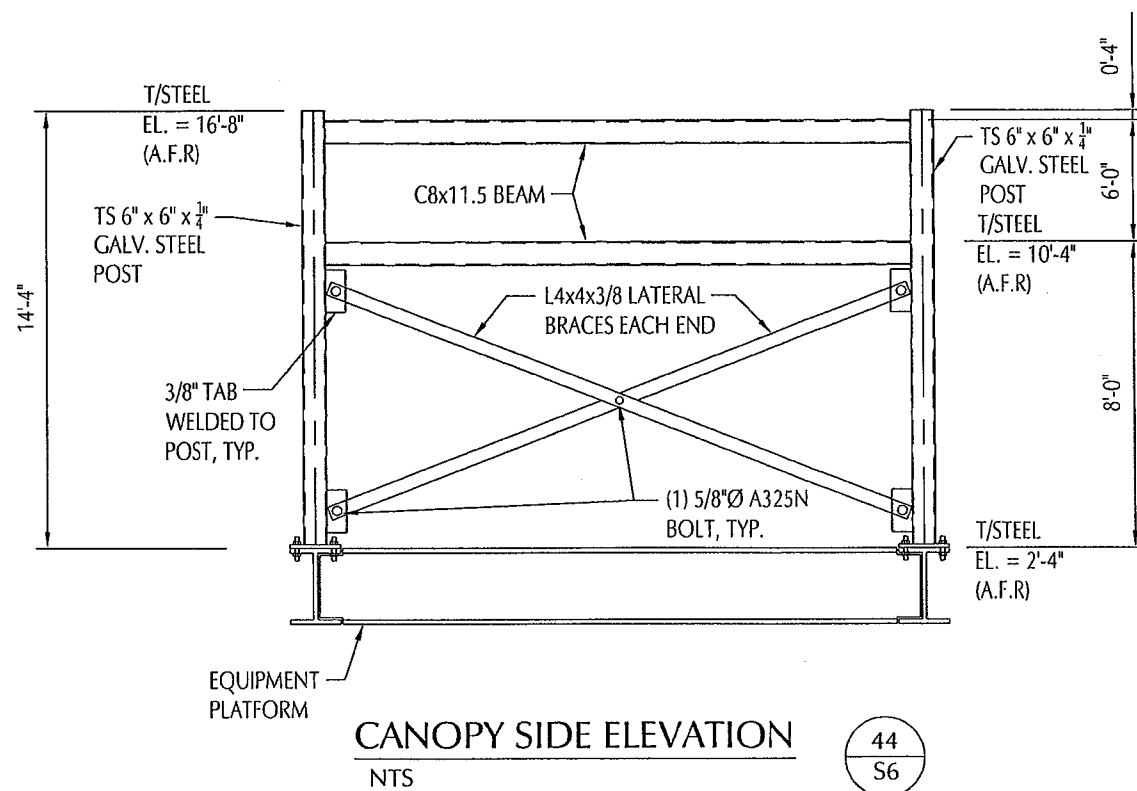
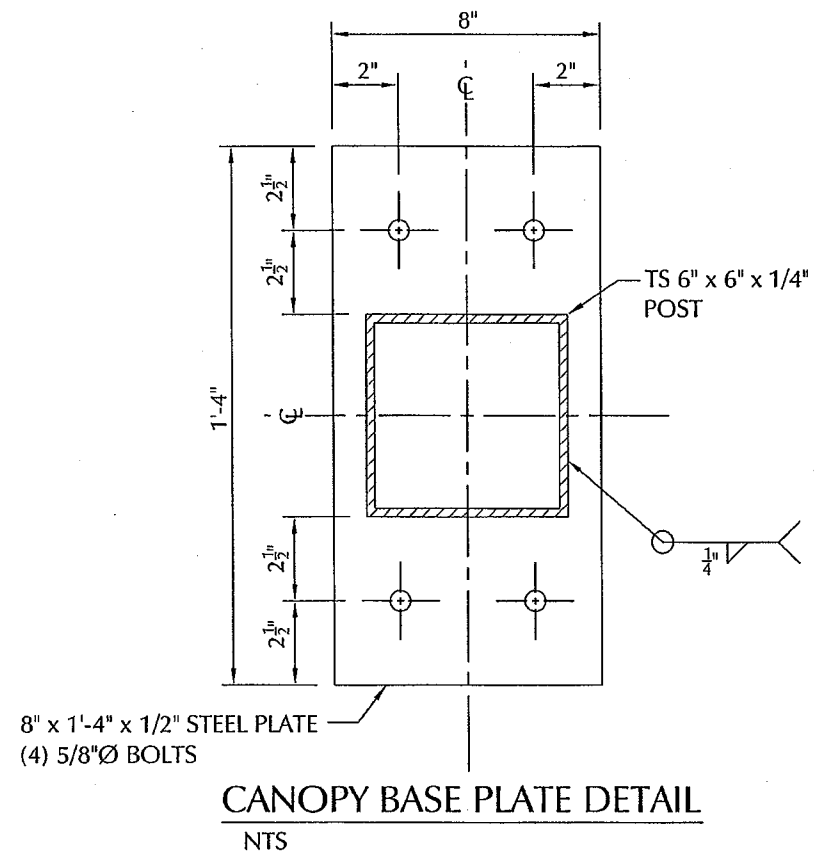
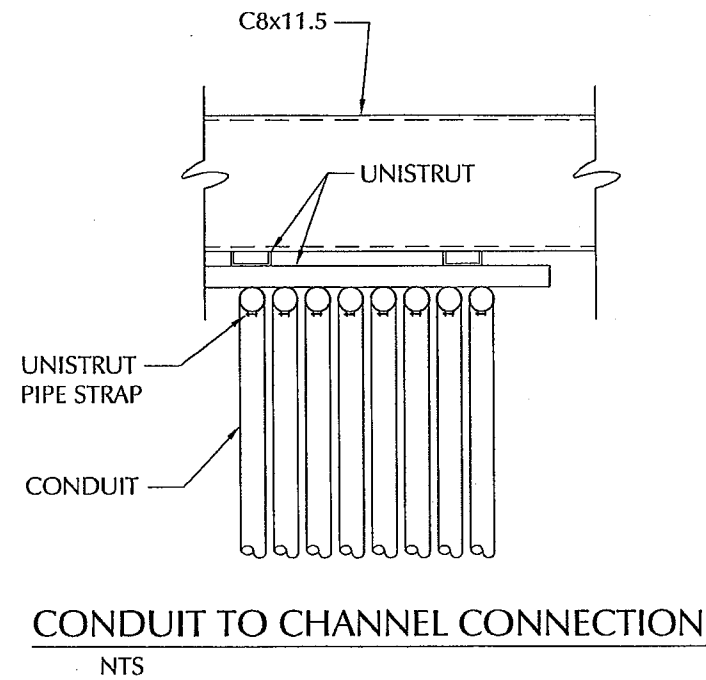
REVISIONS		
NO.	DATE	DESCRIPTION
Δ	03/14/16	CANOPY REMOVED
Δ	09/03/15	CONSTRUCTION ISSUE
Δ	08/20/15	PRELIMINARY REVIEW



PROJECT No.	20141076002
SITE NAME:	MARKET SQUARE
SITE NUMBER:	299000
SITE ADDRESS:	706 WALNUT STREET KNOXVILLE, TN 37902
DESIGN TYPE:	ROOFTOP

SHEET TITLE:
PLATFORM DETAILS

DRAWING NO.	REVISION:
S4	1




LESSEE

TeleCAD
Wireless
1961 NORTHPOINT BLVD, SUITE 130
HIXSON, TN 37343
PH: 423-843-9500
FAX: 423-843-9509

THE INFORMATION CONTAINED IN THIS SET OF DOCUMENTS IS PROPRIETARY BY NATURE. ANY USE OR DISCLOSURE OTHER THAN THAT WHICH RELATES TO THE CLIENT IS STRICTLY PROHIBITED.

A&E PROJECT #:	20141076002
DRAWN BY:	TDD
CHECKED BY:	CTD

REVISIONS		
NO.	DATE	DESCRIPTION
Δ	03/14/16	CANOPY REMOVED
Δ	09/03/15	CONSTRUCTION ISSUE
Δ	08/20/15	PRELIMINARY REVIEW



PROJECT No.	20141076002
SITE NAME:	MARKET SQUARE
SITE NUMBER:	299000
SITE ADDRESS:	706 WALNUT STREET KNOXVILLE, TN 37902
DESIGN TYPE:	ROOFTOP

SHEET TITLE:
PLATFORM DETAILS

DRAWING NO.	REVISION:
S5	1


LESSEE

TeleGAD
Wireless
1961 NORTHPOINT BLVD, SUITE 130
HIXSON, TN 37343
PH: 423-843-9500
FAX: 423-843-9509

THE INFORMATION CONTAINED IN THIS SET OF DOCUMENTS IS PROPRIETARY BY NATURE. ANY USE OR DISCLOSURE OTHER THAN THAT WHICH RELATES TO THE CLIENT IS STRICTLY PROHIBITED.

A&E PROJECT #: 20141076002
DRAWN BY: TOD
CHECKED BY: CTD

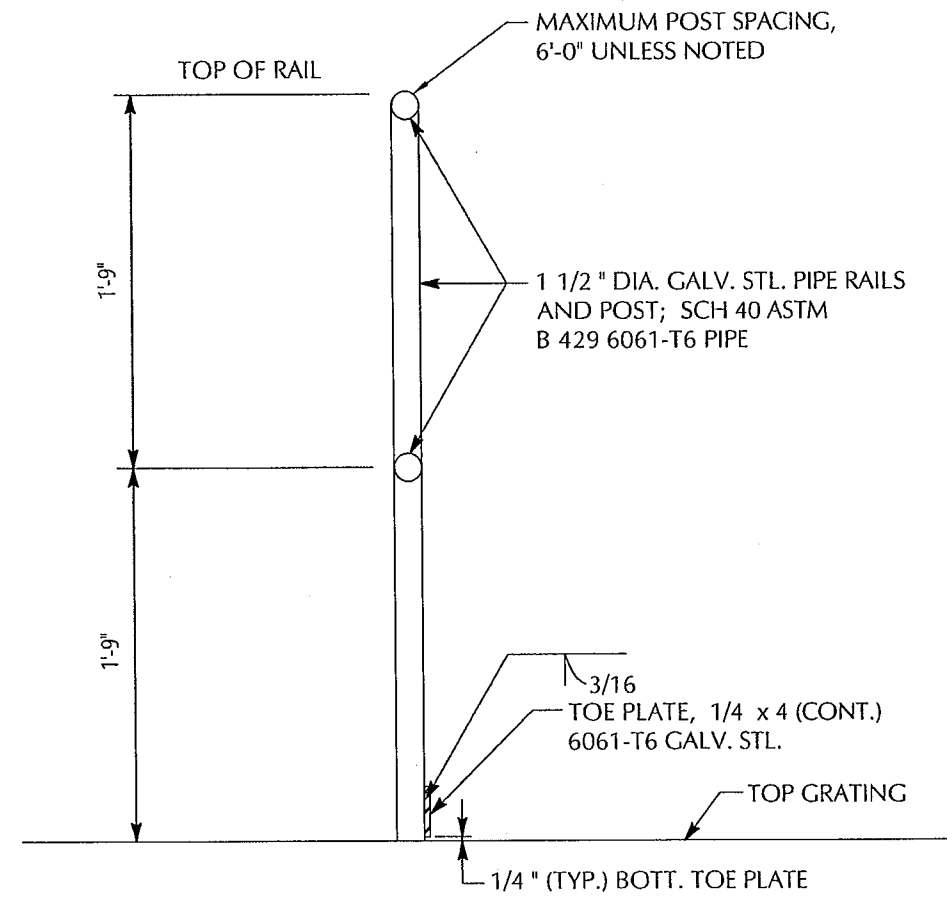
REVISIONS		
NO.	DATE	DESCRIPTION
△	03/14/16	CANOPY REMOVED
△	09/03/15	CONSTRUCTION ISSUE
△	08/20/15	PRELIMINARY REVIEW



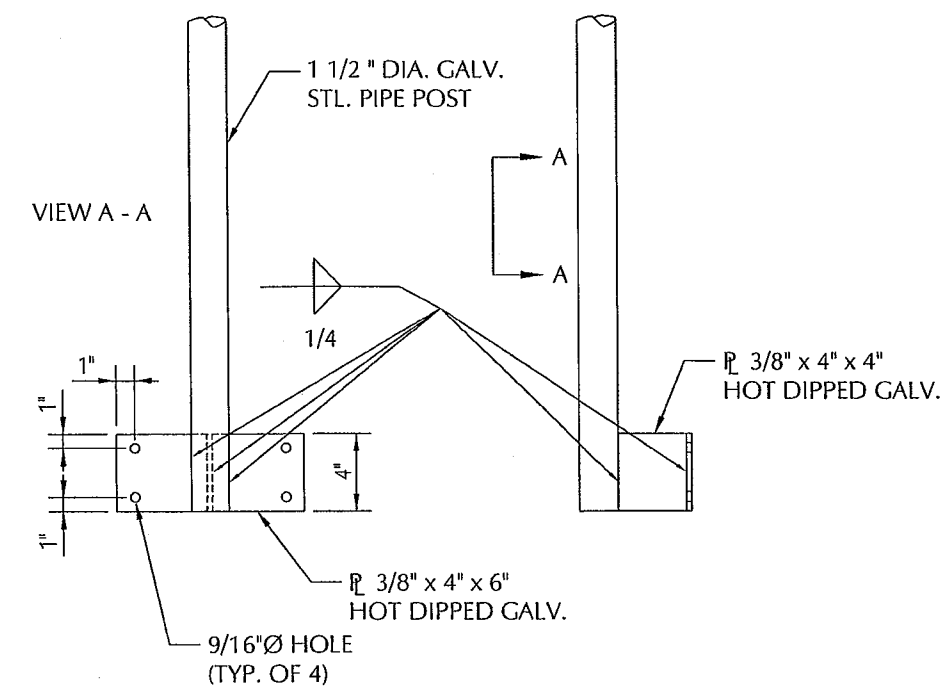
PROJECT No. 20141076002
SITE NAME: MARKET SQUARE
SITE NUMBER: 299000
SITE ADDRESS: 706 WALNUT STREET KNOXVILLE, TN 37902
DESIGN TYPE: ROOFTOP

SHEET TITLE: HANDRAIL DETAILS

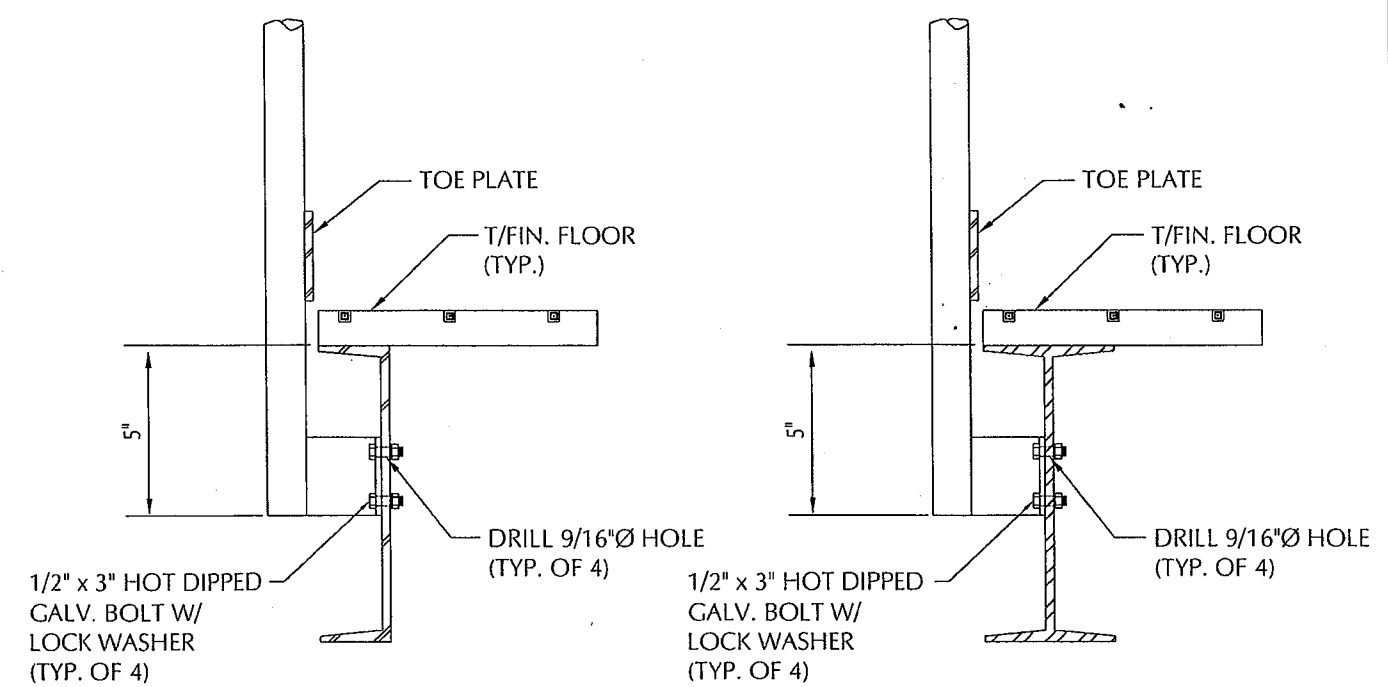
DRAWING NO. **S6** REVISION: **1**



HANDRAIL & POST DETAIL
NTS
GALV. STL. HANDRAIL - RAIL AND POST DETAIL



POST CONNECTION PLATE FOR WIDE FLANGE
NTS



ON CHANNEL
NTS

ON WIDE FLANGE
NTS

ELECTRICAL NOTES:

1. CONTRACTOR TO PAY ALL FEES FOR SERVICES REQUIRED.
2. ALL CONDUITS TO BE RIGID GALVANIZED STEEL CONDUIT OR EMT.
3. INSTALL 1/4" "MULE" TAPE W/FOOTAGE MARKERS REQUIRED PER TELCO PROVIDER FROM MAIN TELCO ROOM TO TELCO CABINET LOCATED ON ROOF.
4. PRIOR TO CORING CONTRACTOR TO VERIFY NO STRUCTURAL OR REINFORCING STEEL WILL BE DAMAGED.
5. LABEL DISCONNECT AND METER AS VERIZON WIRELESS. CONTRACTOR TO USE ENGRAVED BRASS TAGS, INSTALL WITH POP RIVETS. LABEL INTERDUCT IN TELCO ROOM AS VERIZON WIRELESS.

CONTRACTOR TO ENSURE SERVICE RATED BREAKER INSTALLED IN ALL-IN-ONE EQUIPMENT CABINET.

POWER NOTES:

1. ELECTRICAL & TELCO ROUTING & CONDUIT PROVIDED BY BUILDING ELECTRICIAN, ABSOLUT ELECTRIC, FOR A FEE.
2. ABSOLUTE ELECTRIC WILL REPLACE EXISTING 3-PHASE METER LOCATED IN ELECTRICAL ROOM IN THE BASEMENT WITH A SINGLE PHASE, 200 AMP METER BASE.

TELCO NOTES:

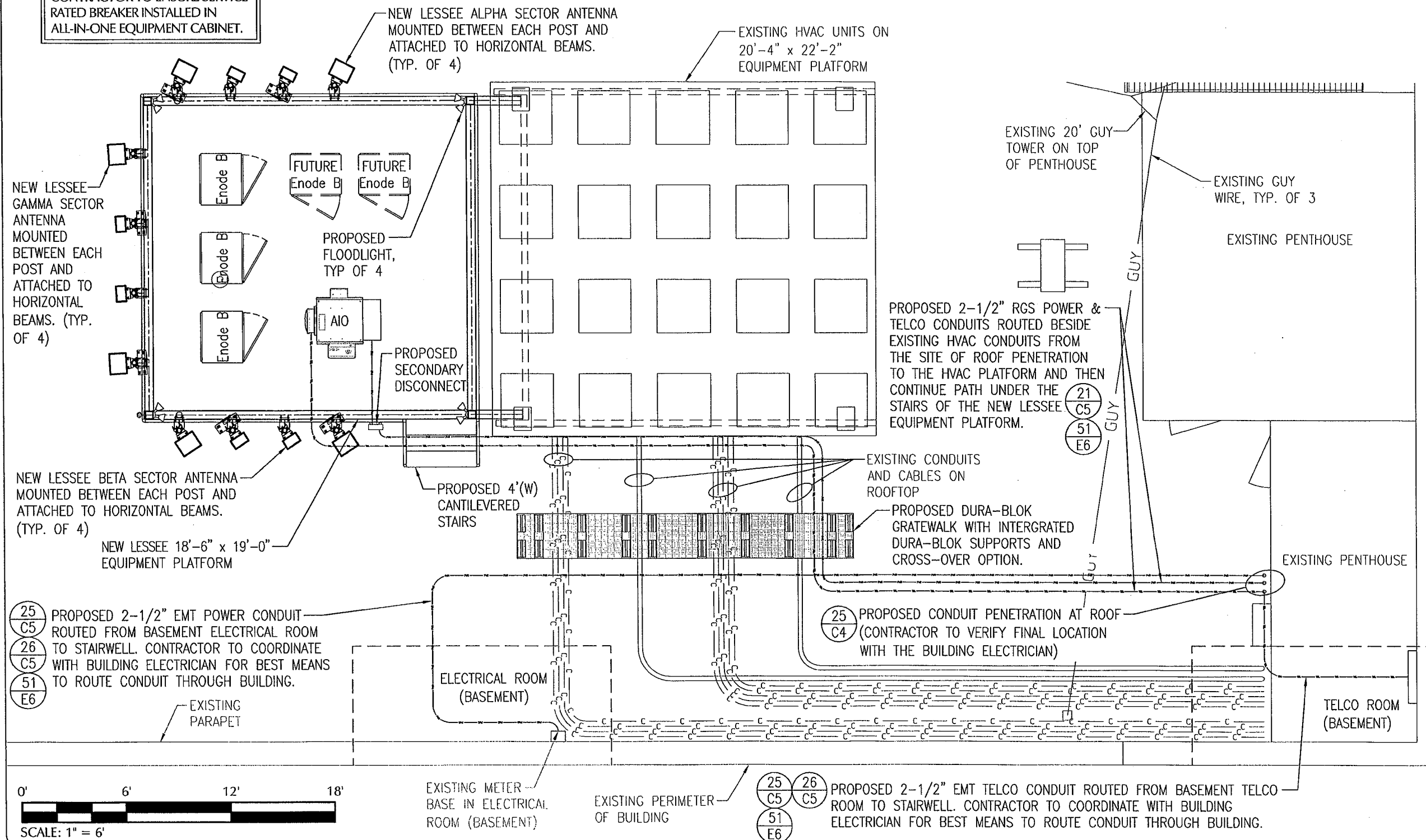
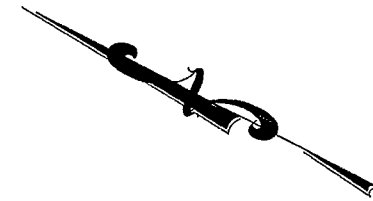
1. VERIZON TO DETERMINE FIBER PROVIDER AFTER BIDS HAVE BEEN SUBMITTED.

REFERENCE NOTES:

- 21 - ROOF CONDUIT SUPPORT. SEE DETAIL SHEET C5.
- 25 - PIPE PENETRATION AT ROOF. SEE DETAIL SHEET C5.
- 26 - PIPE PENETRATION AT CMU WALL. SEE DETAIL SHEET C5.
- 51 - POWER & TELCO SINGLE LINE DIAGRAM. SEE DETAIL SHEET E6.

ELECTRICAL LEGEND:

TELCO LINE — TEL —
POWER LINE — PWR —



LESSEE




1961 NORTHPOINT BLVD, SUITE 130
HIXSON, TN 37343
PH: 423-843-9500
FAX: 423-843-9509

THE INFORMATION CONTAINED IN THIS SET OF DOCUMENTS IS PROPRIETARY BY NATURE. ANY USE OR DISCLOSURE OTHER THAN THAT WHICH RELATES TO THE CLIENT IS STRICTLY PROHIBITED.

A&E PROJECT #:	20141076002
DRAWN BY:	TDD
CHECKED BY:	CTD

REVISIONS		
NO.	DATE	DESCRIPTION
Δ	03/14/16	CANOPY REMOVED
Δ	09/03/15	CONSTRUCTION ISSUE
Δ	08/20/15	PRELIMINARY REVIEW



PROJECT No.	20141076002
SITE NAME:	MARKET SQUARE
SITE NUMBER:	299000
SITE ADDRESS:	706 WALNUT STREET KNOXVILLE, TN 37902
DESIGN TYPE:	ROOFTOP

SHEET TITLE:
ELECTRICAL SITE PLAN

DRAWING NO.	REVISION:
E1	1

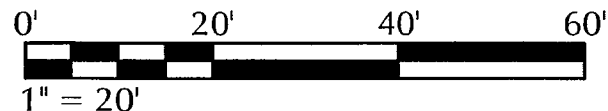
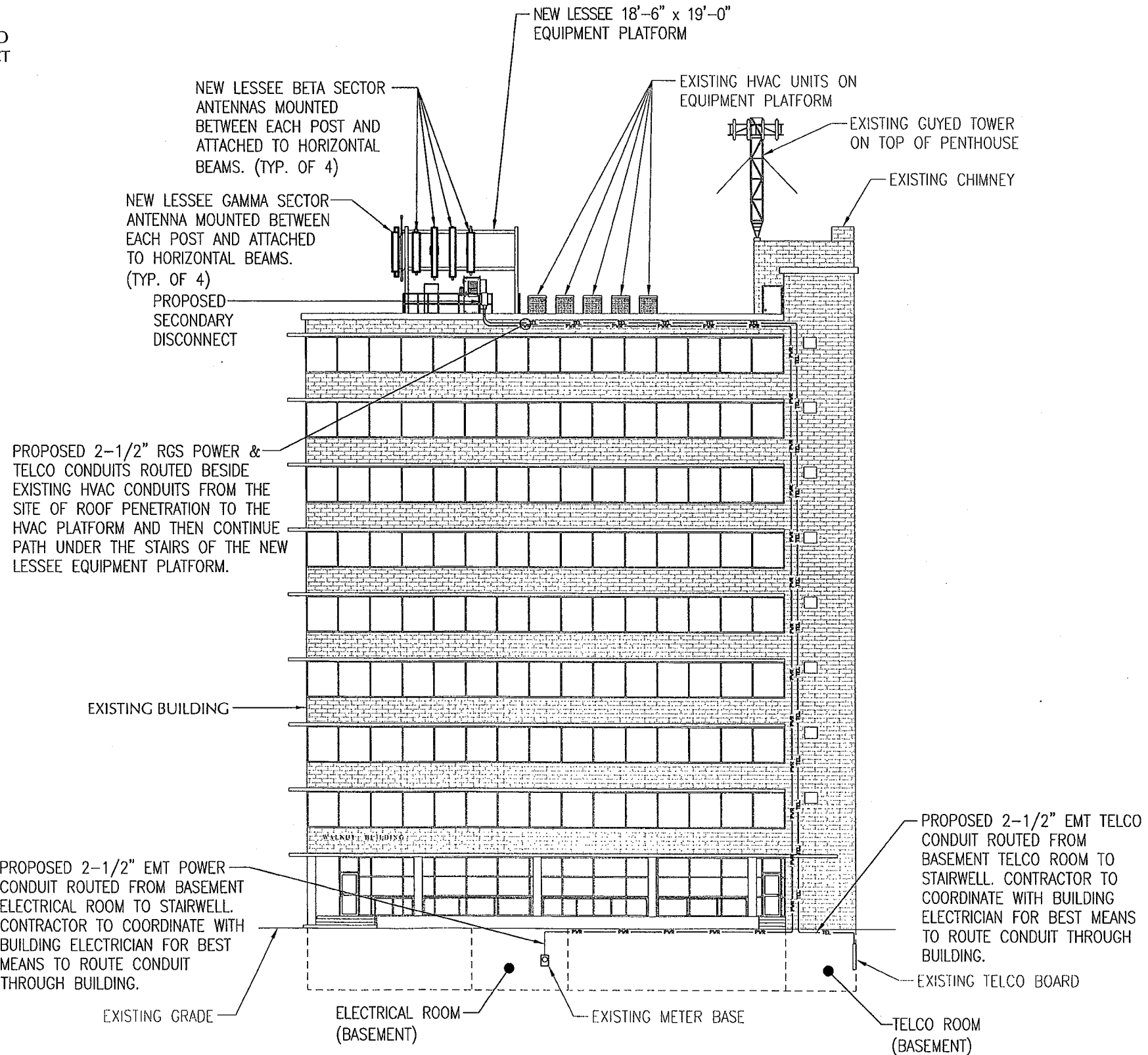
ELECTRICAL NOTES:

1. CONTRACTOR TO PAY ALL FEES FOR SERVICES REQUIRED.
2. ALL CONDUITS TO BE RIGID GALVANIZED STEEL CONDUIT OR EMT.
3. INSTALL 1/4" "MULE" TAPE W/FOOTAGE MARKERS REQUIRED PER TELCO PROVIDER FROM MAIN TELCO ROOM TO TELCO CABINET LOCATED ON ROOF.
4. PRIOR TO CORING CONTRACTOR TO VERIFY NO STRUCTURAL OR REINFORCING STEEL WILL BE DAMAGED.
5. LABEL DISCONNECT AND METER AS VERIZON WIRELESS. CONTRACTOR TO USE ENGRAVED BRASS TAGS, INSTALL WITH POP RIVETS. LABEL INTERDUCT IN TELCO ROOM AS VERIZON WIRELESS.

POWER NOTES:

1. ELECTRICAL & TELCO ROUTING & CONDUIT PROVIDED BY BUILDING ELECTRICIAN, ABSOLUT ELECTRIC, FOR A FEE.
2. ABSOLUTE ELECTRIC WILL REPLACE EXISTING 3-PHASE METER LOCATED IN ELECTRICAL ROOM IN THE BASEMENT WITH A SINGLE PHASE, 200 AMP METER BASE.

CONTRACTOR TO MUST FIELD VERIFY POWER AND TELCO CONDUIT ROUTING FOR CORE DRILLING THROUGH ROOF MEMBRANE.



NORTH BUILDING ELEVATION

LESSEE




1961 NORTHPOINT BLVD, SUITE 130
HIXSON, TN 37343
PH: 423-843-9500
FAX: 423-843-9509

THE INFORMATION CONTAINED IN THIS SET OF DOCUMENTS IS PROPRIETARY BY NATURE. ANY USE OR DISCLOSURE OTHER THAN THAT WHICH RELATES TO THE CLIENT IS STRICTLY PROHIBITED.

A&E PROJECT #:	20141076002
DRAWN BY:	TDD
CHECKED BY:	CTD

REVISIONS		
NO.	DATE	DESCRIPTION
Δ	03/14/16	CANOPY REMOVED
Δ	09/03/15	CONSTRUCTION ISSUE
Δ	08/20/15	PRELIMINARY REVIEW



PROJECT No.	20141076002
SITE NAME:	MARKET SQUARE
SITE NUMBER:	299000
SITE ADDRESS:	706 WALNUT STREET KNOXVILLE, TN 37902
DESIGN TYPE:	ROOFTOP

SHEET TITLE:
ELECTRICAL ELEVATION PLAN

DRAWING NO.	REVISION:
E1A	1

ELECTRICAL NOTES:

1. CONTRACTOR TO PAY ALL FEES FOR SERVICES REQUIRED.
2. ALL CONDUITS TO BE RIGID GALVANIZED STEEL CONDUIT OR EMT.
3. INSTALL 1/4" "MULE" TAPE W/FOOTAGE MARKERS REQUIRED PER TELCO PROVIDER FROM MAIN TELCO ROOM TO TELCO CABINET LOCATED ON ROOF.
4. PRIOR TO CORING CONTRACTOR TO VERIFY NO STRUCTURAL OR REINFORCING STEEL WILL BE DAMAGED.
5. LABEL DISCONNECT AND METER AS VERIZON WIRELESS. CONTRACTOR TO USE ENGRAVED BRASS TAGS, INSTALL WITH POP RIVETS. LABEL INTERDUCT IN TELCO ROOM AS VERIZON WIRELESS.

POWER NOTES:

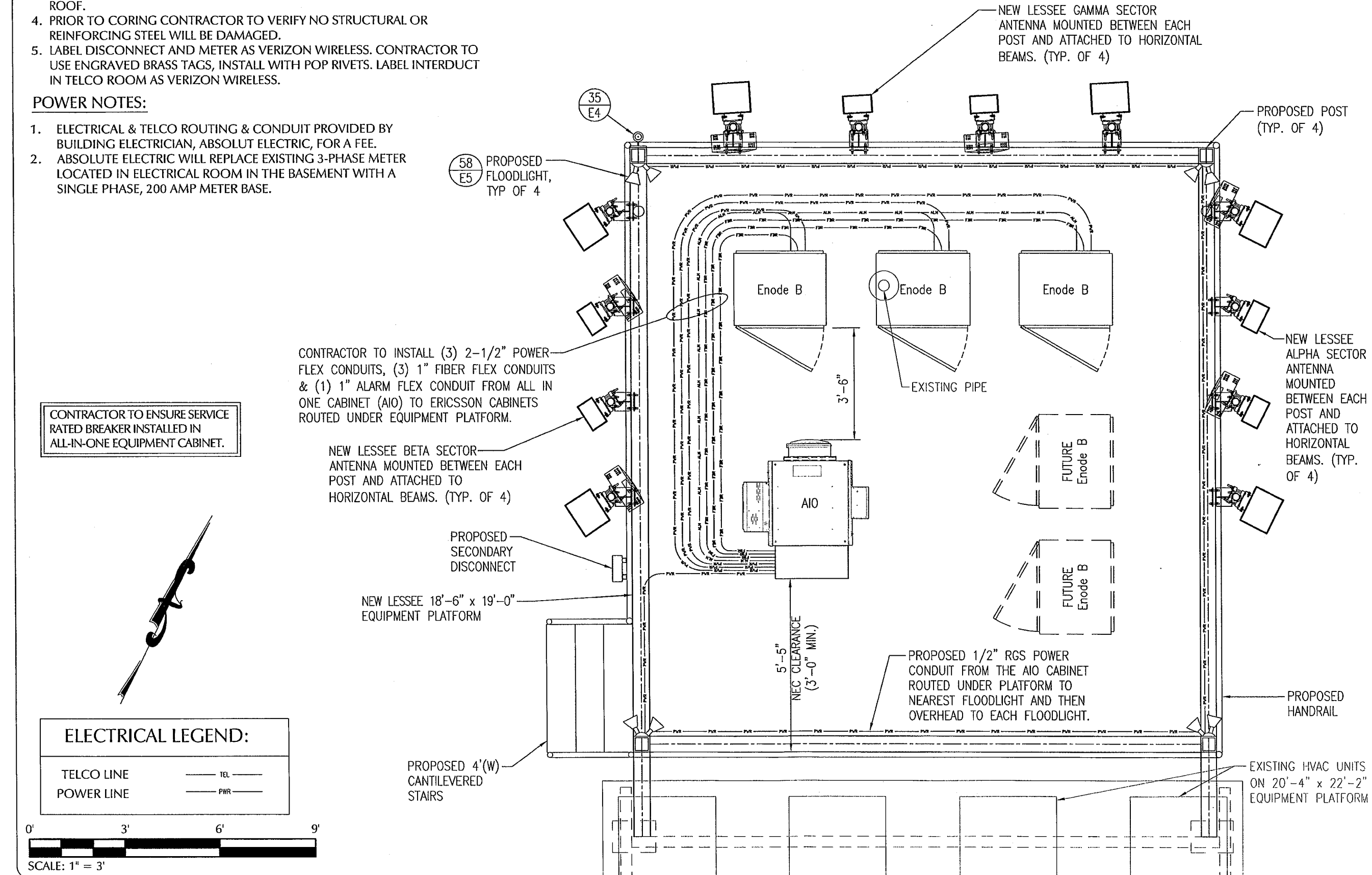
1. ELECTRICAL & TELCO ROUTING & CONDUIT PROVIDED BY BUILDING ELECTRICIAN, ABSOLUT ELECTRIC, FOR A FEE.
2. ABSOLUTE ELECTRIC WILL REPLACE EXISTING 3-PHASE METER LOCATED IN ELECTRICAL ROOM IN THE BASEMENT WITH A SINGLE PHASE, 200 AMP METER BASE.

REFERENCE NOTES:

- 35 - GPS MOUNTING DETAIL. SEE DETAIL SHEET E4.
 58 - FLOOD LIGHT MOUNTED ON CANOPY POST. SEE DETAIL SHEET E5.

TELCO NOTES:

1. VERIZON TO DETERMINE FIBER PROVIDER AFTER BIDS HAVE BEEN SUBMITTED.



CONTRACTOR TO ENSURE SERVICE RATED BREAKER INSTALLED IN ALL-IN-ONE EQUIPMENT CABINET.

CONTRACTOR TO INSTALL (3) 2-1/2" POWER FLEX CONDUITS, (3) 1" FIBER FLEX CONDUITS & (1) 1" ALARM FLEX CONDUIT FROM ALL IN ONE CABINET (AIO) TO ERICSSON CABINETS ROUTED UNDER EQUIPMENT PLATFORM.

NEW LESSEE BETA SECTOR ANTENNA MOUNTED BETWEEN EACH POST AND ATTACHED TO HORIZONTAL BEAMS. (TYP. OF 4)

PROPOSED SECONDARY DISCONNECT

NEW LESSEE 18'-6" x 19'-0" EQUIPMENT PLATFORM

PROPOSED 4'(W) CANTILEVERED STAIRS

NEW LESSEE GAMMA SECTOR ANTENNA MOUNTED BETWEEN EACH POST AND ATTACHED TO HORIZONTAL BEAMS. (TYP. OF 4)

PROPOSED POST (TYP. OF 4)

NEW LESSEE ALPHA SECTOR ANTENNA MOUNTED BETWEEN EACH POST AND ATTACHED TO HORIZONTAL BEAMS. (TYP. OF 4)

PROPOSED 1/2" RGS POWER CONDUIT FROM THE AIO CABINET ROUTED UNDER PLATFORM TO NEAREST FLOODLIGHT AND THEN OVERHEAD TO EACH FLOODLIGHT.

PROPOSED HANDRAIL

EXISTING HVAC UNITS ON 20'-4" x 22'-2" EQUIPMENT PLATFORM

ELECTRICAL LEGEND:

TELCO LINE — TEL —
 POWER LINE — PWR —



LESSEE




1961 NORTHPOINT BLVD, SUITE 130
 HIXSON, TN 37343
 PH: 423-843-9500
 FAX: 423-843-9509

THE INFORMATION CONTAINED IN THIS SET OF DOCUMENTS IS PROPRIETARY BY NATURE. ANY USE OR DISCLOSURE OTHER THAN THAT WHICH RELATES TO THE CLIENT IS STRICTLY PROHIBITED.

A&E PROJECT #:	20141076002
DRAWN BY:	TDD
CHECKED BY:	CTD

REVISIONS

NO.	DATE	DESCRIPTION
03/14/16		CANOPY REMOVED
09/03/15		CONSTRUCTION ISSUE
08/20/15		PRELIMINARY REVIEW



PROJECT No.	20141076002
SITE NAME:	MARKET SQUARE
SITE NUMBER:	299000
SITE ADDRESS:	706 WALNUT STREET KNOXVILLE, TN 37902
DESIGN TYPE:	ROOFTOP

SHEET TITLE:
ELECTRICAL SITE PLAN

DRAWING NO.	REVISION:
E1B	1

GROUNDING NOTES:

1. CONTRACTOR SHALL INSTALL MAIN GROUND COLLECTOR BAR AT PLATFORM. CONTRACTOR TO ROUTE MAIN GROUND LEAD FROM MAIN GROUND BAR LOCATED AT NEW PLATFORM TO EXISTING GROUND BAR LOCATED IN BASEMENT TELCO ROOM.
2. GROUND SYSTEM CONSISTS OF #2 AWG STRANDED COPPER WIRE. VERIZON WIRELESS REPRESENTATIVE TO INSPECT ALL GROUNDING.
3. CADWELD ALL CONNECTIONS TO BUILDING STEEL WITH APPROPRIATE MOLDS.
4. MAKE ALL GROUNDING CONNECTIONS AS SHORT AS POSSIBLE. MINIMUM BENDING RADIUS IS 12".
5. CLEAN ALL SURFACES AND BRUSH WITH BRONZE BRUSH PRIOR TO MAKING GROUND CONNECTIONS. PAINT ALL EXOTHERMIC WELDS TO GALVANIZED OBJECTS WITH GALVANIZED PAINT.
6. GROUND ALL EXTERIOR EXPOSED METAL OBJECTS. USE TWO HOLE MECHANICAL CONNECTORS (T & B 32007) FOR CONNECTION TO FLAT METAL SURFACES. PROVIDE STAINLESS STEEL HARDWARE AND LOCKWASHERS ON ALL MECHANICAL CONNECTIONS. APPLY ANTI-OXIDE COMPOUND TO CONNECTIONS.
7. ALL EXTERIOR GROUND BARS MUST BE TINNED.

INSTALLATION NOTES:

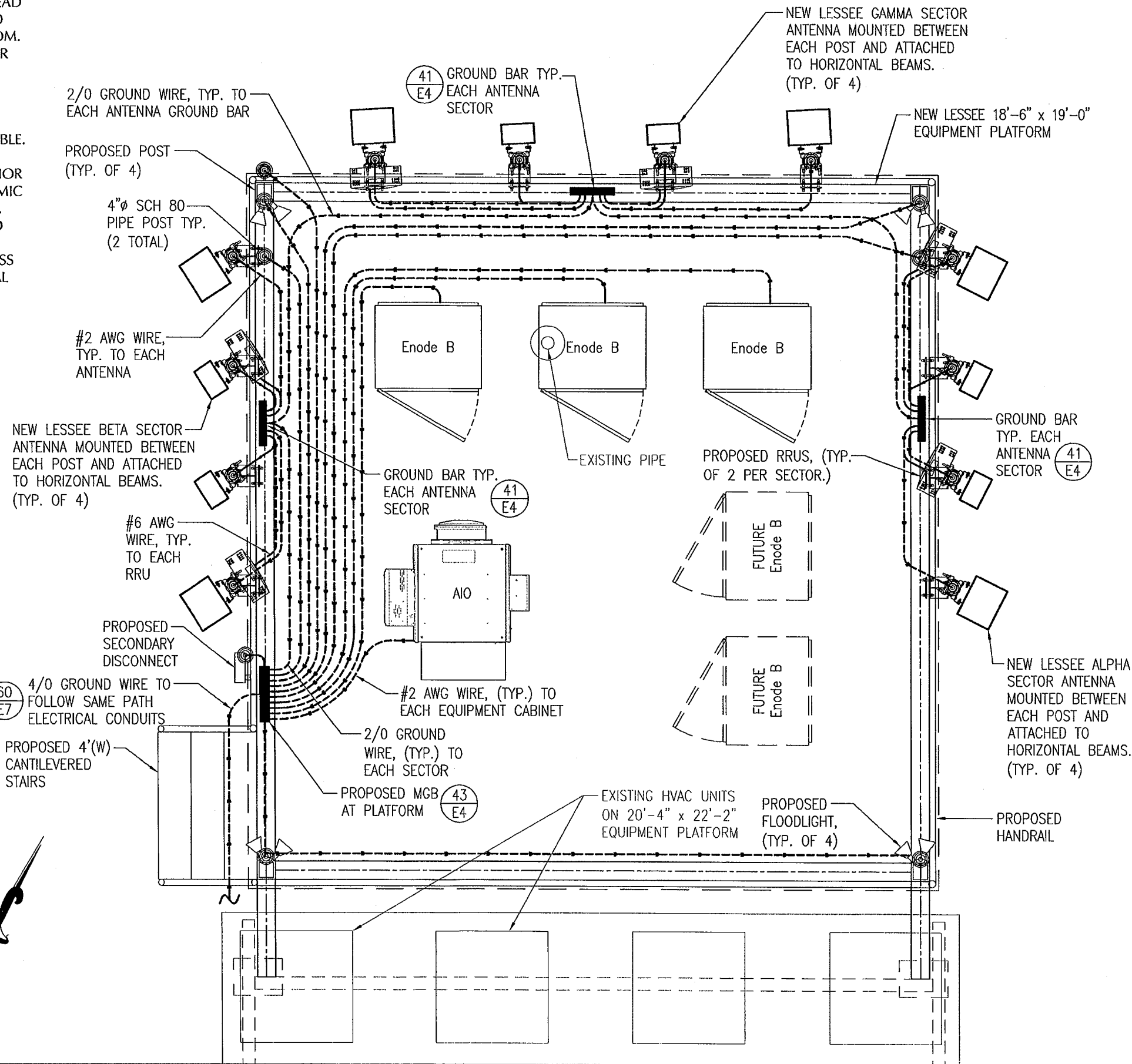
1. ROUTE 4/0 GREEN INSULATED WIRE UNDER PLATFORM. CONNECT #2 AWG STRANDED COPPER WIRE TO 4/0 WITH H-TAPS OR EXOTHERMIC WELD. CONNECT #2 AWG STRANDED COPPER WIRE TO PLATFORM BY EXOTHERMIC WELD. CONNECT TO EQUIPMENT CABINETS USING 2 HOLE LUG.
2. GROUND CONNECTION AT ROOFLINE MAY BE H-TAPS, C-TAPS OR EXOTHERMIC WELDS. IF EXOTHERMIC WELDS ARE USED THEN CONTRACTOR MUST USE APPROPRIATE SHIELDING BLANKET TO PROTECT ROOF MEMBRANE.
3. WHERE THE 4/0 INSULATED GROUNDING CONDUCTOR ROUTES THROUGH A METALLIC CONDUIT OR METAL PLATE A GROUNDING BUSHING MUST BE INSTALLED AND CONNECTED TO THE 4/0 GROUNDING CONDUCTOR TO ELIMINATE A 'RF' CHOKE.

REFERENCE NOTES:

- 41 - CONNECTION OF GROUND WIRES TO GROUNDING BAR @ ANTENNAS. SEE DETAIL SHEET E4.
- 43 - GROUND BAR AT EQUIPMENT PLATFORM. SEE DETAIL SHEET E4.
- 60 - GROUNDING SINGLE LINE. SEE DETAIL SHEET E7.

GROUNDING LEGEND:

- #2 AWG STRANDED COPPER GROUND CABLE RUN 30" BELOW GRADE
- #2 AWG STRANDED COPPER GROUND CABLE RUN ABOVE GRADE



LESSEE




1961 NORTHPOINT BLVD, SUITE 130
 HIXSON, TN 37343
 PH: 423-843-9500
 FAX: 423-843-9509

THE INFORMATION CONTAINED IN THIS SET OF DOCUMENTS IS PROPRIETARY BY NATURE. ANY USE OR DISCLOSURE OTHER THAN THAT WHICH RELATES TO THE CLIENT IS STRICTLY PROHIBITED.

A&E PROJECT #:	20141076002
DRAWN BY:	TDD
CHECKED BY:	CTD

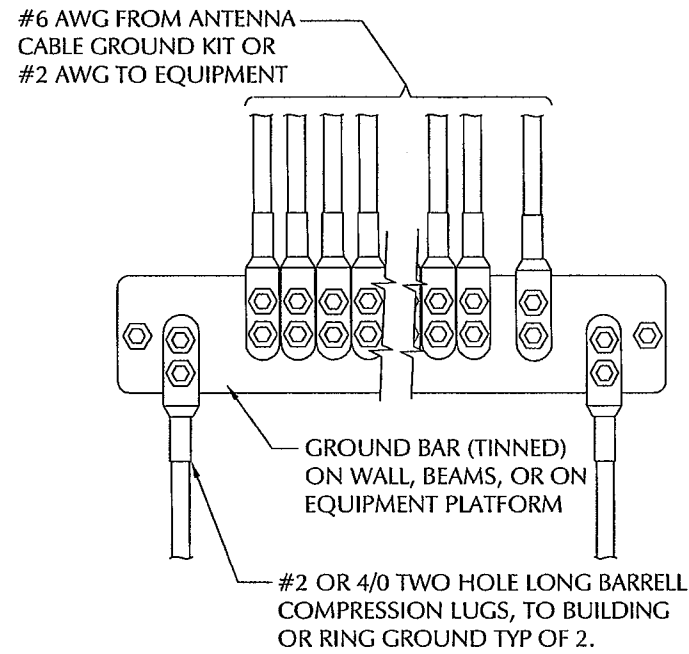
REVISIONS		
NO.	DATE	DESCRIPTION
Δ	03/14/16	CANOPY REMOVED
Δ	09/03/15	CONSTRUCTION ISSUE
Δ	08/20/15	PRELIMINARY REVIEW



PROJECT No.	20141076002
SITE NAME:	MARKET SQUARE
SITE NUMBER:	299000
SITE ADDRESS:	706 WALNUT STREET KNOXVILLE, TN 37902
DESIGN TYPE:	ROOFTOP

SHEET TITLE:
EQUIPMENT GROUNDING PLAN

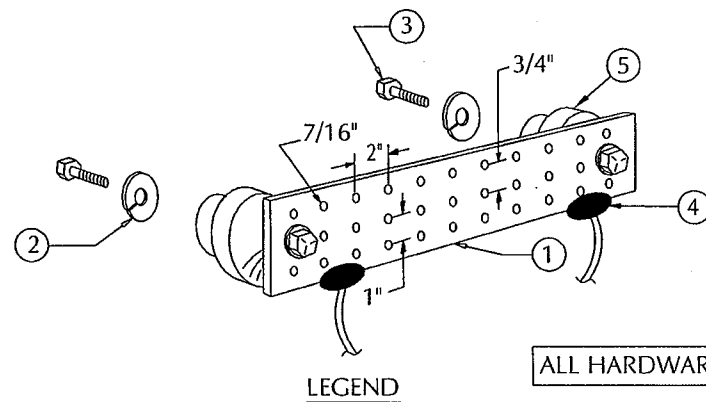
DRAWING NO.	REVISION:
E2	1



INSTALLATION OF GROUND WIRE TO GROUND BAR

44
--

NTS



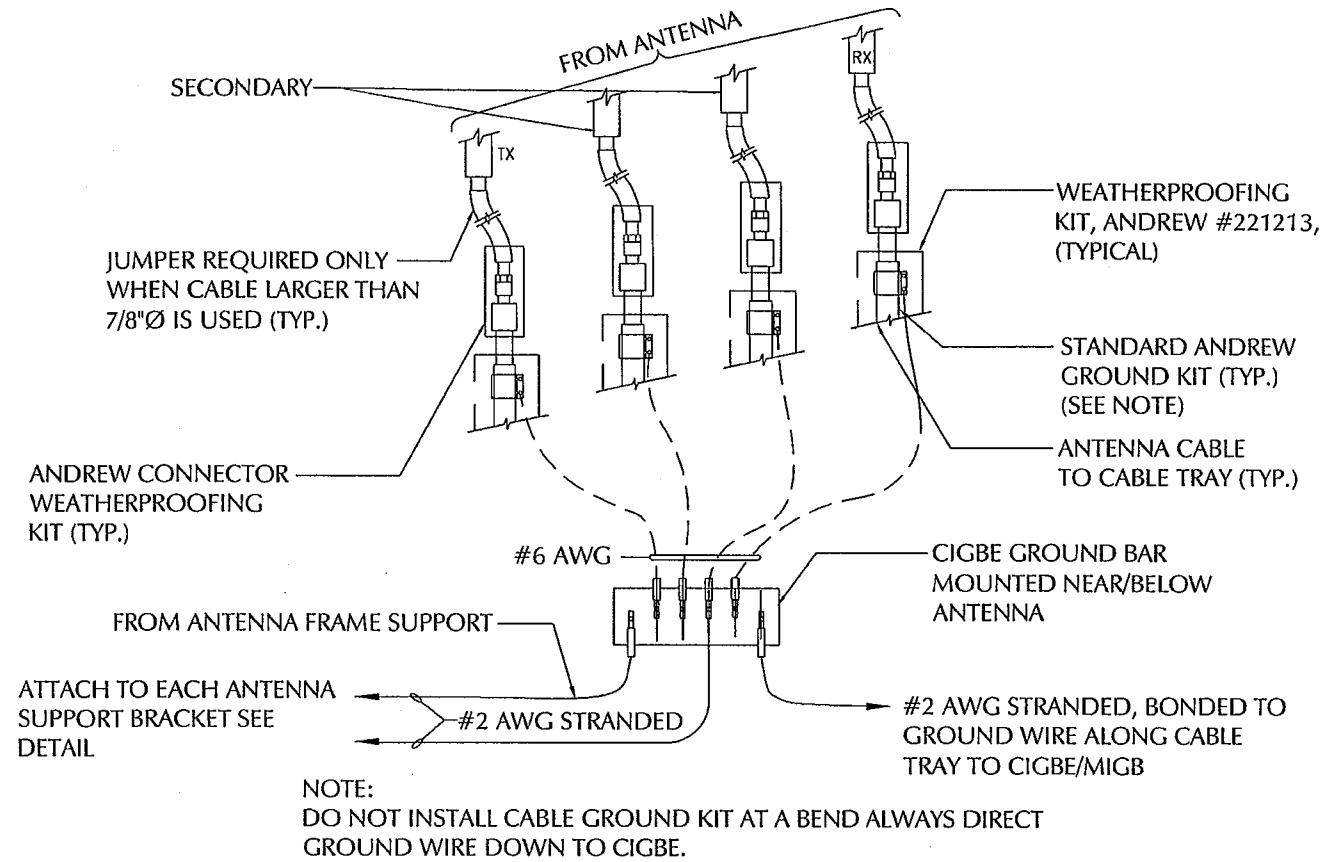
- LEGEND**
- 1- COPPER GROUND BAR (1/4" x 4" x 24").
 - 2- 5/8" LOCKWASHERS, H.K. PORTER OR APPROVED EQUIVALENT.
 - 3- 5/8-11 X 1" HHCS BOLTS, H.K. PORTER OR APPROVED EQUIVALENT.
 - 4- 2 EXOTHERMIC WELDS CONNECTIONS TO GROUND RING.
 - 5- INSULATORS, NEWTON INSTRUMENT CAT. NO. 3061-4
 - 6- INSULATORS SHALL NOT BE USED FOR TOWER TOP APPLICATIONS.
 - 7 - USE COPPER SHIELD ON ALL MECHANICAL CONNECTIONS.

FOR COMPLETE GROUND BAR NOTES, SEE DETAIL SHEET E7.

GROUND BAR DETAIL

43
E2

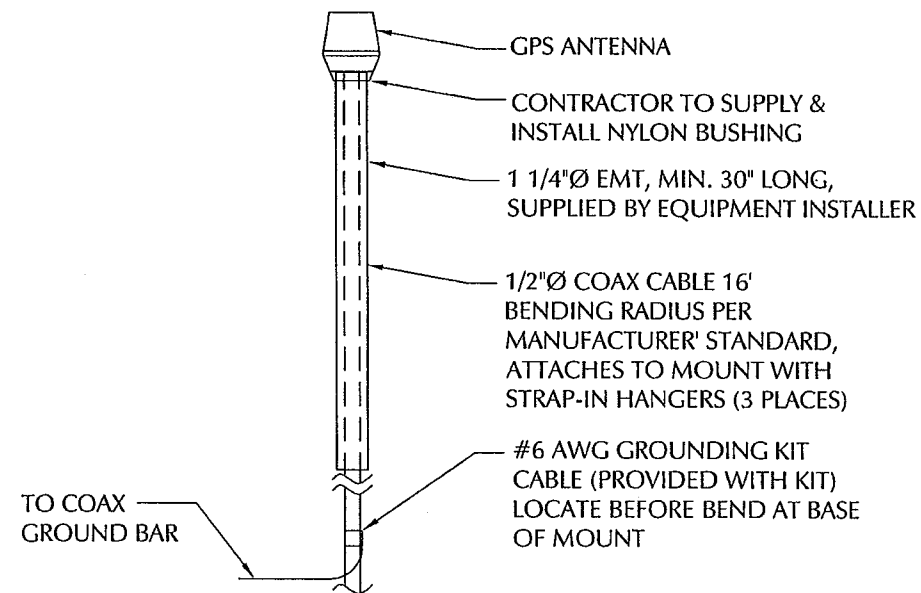
NTS



CONNECTION OF GROUND WIRES TO GROUNDING BAR @ ANTENNAS

41
E2

NTS



1. EQUIPMENT INSTALLER IS RESPONSIBLE FOR INSTALLATION OF ANTENNA, MOUNTS, & COAX.
2. CONTRACTOR IS RESPONSIBLE FOR GPS MOUNTING PIPE, GROUND AND CLAMP AROUND THE MAST FOR THE GPS.

GPS MOUNTING DETAIL

35
E1A

NTS

LESSEE




1961 NORTHPOINT BLVD, SUITE 130
HIXSON, TN 37343
PH: 423-843-9500
FAX: 423-843-9509

THE INFORMATION CONTAINED IN THIS SET OF DOCUMENTS IS PROPRIETARY BY NATURE. ANY USE OR DISCLOSURE OTHER THAN THAT WHICH RELATES TO THE CLIENT IS STRICTLY PROHIBITED.

A&E PROJECT #:	20141076002
DRAWN BY:	TDD
CHECKED BY:	CTD

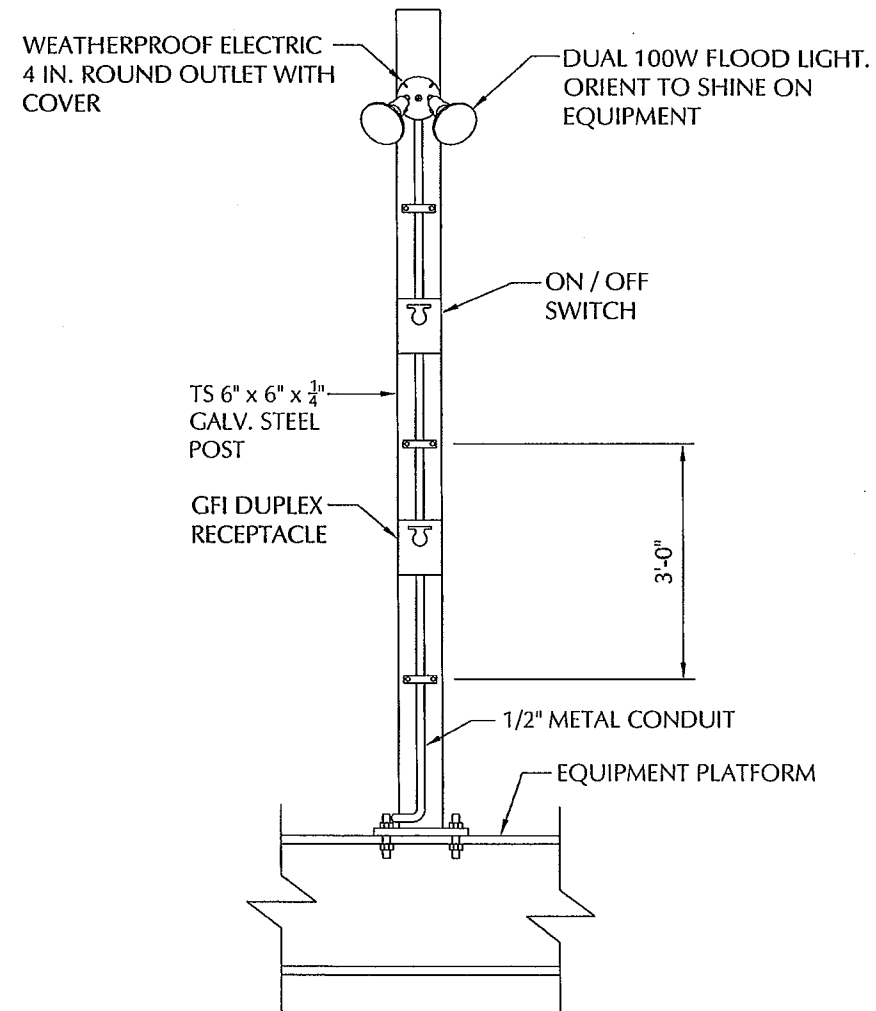
REVISIONS		
NO.	DATE	DESCRIPTION
Δ	03/14/16	CANOPY REMOVED
Δ	09/03/15	CONSTRUCTION ISSUE
Δ	08/20/15	PRELIMINARY REVIEW



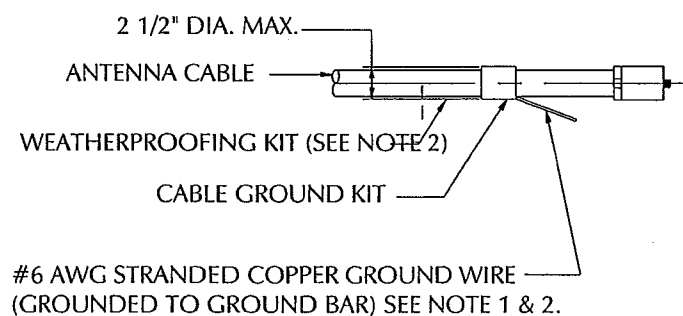
PROJECT No.	20141076002
SITE NAME:	MARKET SQUARE
SITE NUMBER:	299000
SITE ADDRESS:	706 WALNUT STREET KNOXVILLE, TN 37902
DESIGN TYPE:	ROOFTOP

SHEET TITLE:
ELECTRICAL DETAILS

DRAWING NO.	REVISION:
E4	1

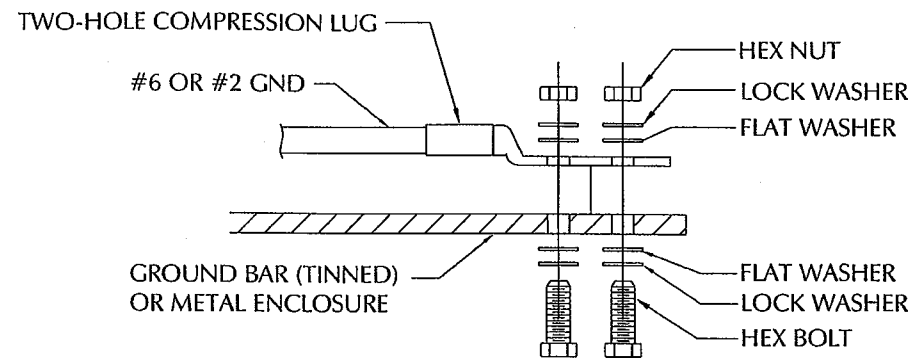


FLOOD LIGHT MOUNTED ON POST (58 ETB)
NTS



GROUND KIT NOTES:
 1. DO NOT INSTALL CABLE GROUND KIT AT A BEND AND ALWAYS DIRECT GROUND WIRE DOWN TO GROUND BAR.
 2. GROUNDING KIT AND WEATHER PROOFING KIT SHALL BE OF THE SAME TYPE AND PART NUMBER AS SUPPLIED OR RECOMMENDED BY CABLE MANUFACTURER.

CONNECTION OF CABLE GROUND KIT TO ANTENNA CABLE (47)
NTS



- INSTALLATION NOTES:**
1. BOLTS, WASHERS, AND NUTS SHALL BE STAINLESS STEEL.
 2. SELECT BOLT LENGTH TO PROVIDE A MINIMUM OF TWO EXPOSED THREADS.
 3. BURNISH MOUNTING SURFACE TO REMOVE PAINT IN THE AREA OF LUG CONTACT.
 4. APPLY ANTI-OXIDANT COMPOUND TO MATING SURFACE OF LUG & WIPE CLEAN EXCESS COMPOUND.
 5. USE 1/4" HARDWARE FOR ATTACHMENT TO METAL ENCLOSURES & 3/8" FOR ATTACHMENT TO GROUND BARS.
 6. ALL BOLTS MUST HAVE AT LEAST 2 THREAD ENGAGEMENT.

GROUNDING CONNECTION TO GROUND BAR OR FLAT SURFACE (45)
NTS

LESSEE




1961 NORTHPOINT BLVD, SUITE 130
 HIXSON, TN 37343
 PH: 423-843-9500
 FAX: 423-843-9509

THE INFORMATION CONTAINED IN THIS SET OF DOCUMENTS IS PROPRIETARY BY NATURE. ANY USE OR DISCLOSURE OTHER THAN THAT WHICH RELATES TO THE CLIENT IS STRICTLY PROHIBITED.

A&E PROJECT #:	20141076002
DRAWN BY:	TDD
CHECKED BY:	CTD

REVISIONS		
NO.	DATE	DESCRIPTION
Δ	03/14/16	CANOPY REMOVED
Δ	09/03/15	CONSTRUCTION ISSUE
Δ	08/20/15	PRELIMINARY REVIEW



PROJECT No.	20141076002
SITE NAME:	MARKET SQUARE
SITE NUMBER:	299000
SITE ADDRESS:	706 WALNUT STREET KNOXVILLE, TN 37902
DESIGN TYPE:	ROOFTOP

SHEET TITLE:
ELECTRICAL DETAILS

DRAWING NO.	REVISION:
E5	1

LESSEE




1961 NORTHPOINT BLVD, SUITE 130
 HIXSON, TN 37343
 PH: 423-843-9500
 FAX: 423-843-9509

THE INFORMATION CONTAINED IN THIS SET OF DOCUMENTS IS PROPRIETARY BY NATURE. ANY USE OR DISCLOSURE OTHER THAN THAT WHICH RELATES TO THE CLIENT IS STRICTLY PROHIBITED.

A&E PROJECT #:	20141076002
DRAWN BY:	TDD
CHECKED BY:	CTD

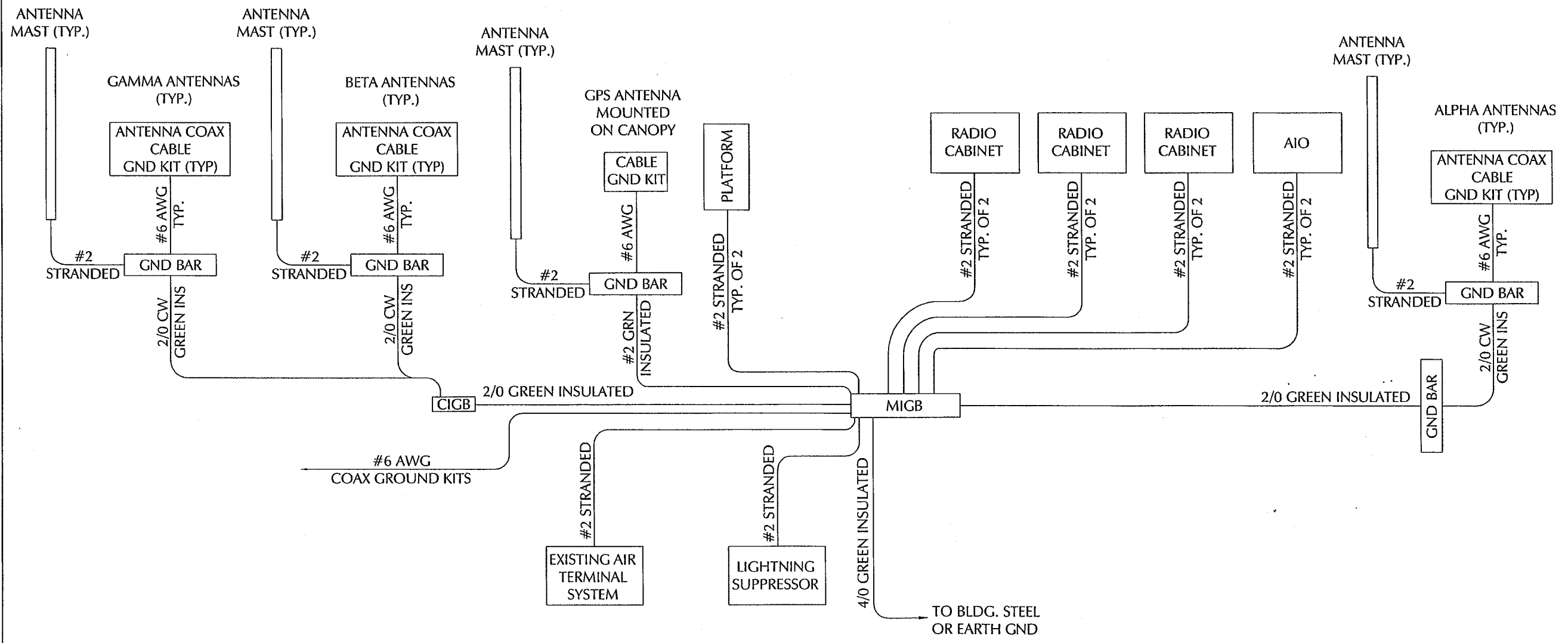
REVISIONS		
NO.	DATE	DESCRIPTION
1	03/14/16	CANOPY REMOVED
2	09/03/15	CONSTRUCTION ISSUE
3	08/20/15	PRELIMINARY REVIEW



PROJECT No.	20141076002
SITE NAME:	MARKET SQUARE
SITE NUMBER:	299000
SITE ADDRESS:	706 WALNUT STREET KNOXVILLE, TN 37902
DESIGN TYPE:	ROOFTOP

SHEET TITLE:	SINGLE LINE DIAGRAM
--------------	------------------------

DRAWING NO.	REVISION:
E7	1



SCHEMATIC DIAGRAM - ROOF TOP GROUNDING SYSTEMS
W/O EQUIPMENT GROUND RING
 NTS

60
E2

- GROUND PER STANDARD PRACTICES
 PRIMARY AND SECONDARY GROUNDING SOURCE
 IN ORDER OF PREFERENCE:
- DOMESTIC WATER SERVICE PIPE
 - ROOFTOP LIGHTNING PROTECTION SYSTEM
 - BUILDING STEEL
 - COPPER RODS
 - CHEMICAL GROUND RODS