



Downtown Knoxville Design Overlay District Certificate of Appropriateness

Name of Applicant: City of Knoxville

Owner Contractor Architect Engineer Other _____

Date Filed: 4/24/15 Application accepted by: Mike Reynolds

Fee Amount: 0.00 Review Date: 5/20/15 File Number: 5-B-15-DT

Suite 403 • City County Building
400 Main Street
Knoxville, Tennessee 37902
865 • 215 • 2500
FAX • 215 • 2068
www.knoxmpc.org

PRE-APPLICATION CONFERENCE		Date Completed:
<p style="text-align: center;">PROPERTY INFORMATION</p> <p>Building or Project Name: <u>700 Block S. Gay Street Improvements</u></p> <p>Street Address: <u>700 block S. Gay Street</u></p> <p>Parcel Identification Number(s): <u>N/A</u></p>	<p style="text-align: center;">PROJECT ARCHITECT/ENGINEER</p> <p>PLEASE PRINT Name: <u>Jason Elliott, P.E.</u></p> <p>Company: <u>Vaughn & Melton Consulting Engineers</u></p> <p>Address: <u>1909 Ailor Avenue</u></p> <p>City: <u>Knoxville</u> State: <u>TN</u> Zip: <u>37921</u></p> <p>Telephone: <u>865-546-5800</u></p> <p>Fax: <u>865-546-4714</u></p> <p>E-mail: <u>jcelliot@vaughnmelton.com</u></p>	
<p style="text-align: center;">PROPERTY OWNER</p> <p>PLEASE PRINT Name: <u>City of Knoxville</u></p> <p>Company: <u>N/A</u></p> <p>Address: <u>1400 Loraine Street</u></p> <p>City: <u>Knoxville</u> State: <u>TN</u> Zip: <u>37921</u></p> <p>Telephone: <u>865-215-6100</u></p> <p>Fax: <u>865-215-6109</u></p> <p>E-mail: <u>tclabo@cityofknoxville.org</u></p>	<p style="text-align: center;">PROJECT CONTRACTOR</p> <p>PLEASE PRINT Name: <u>Not yet awarded</u></p> <p>Company: _____</p> <p>Address: _____</p> <p>City: _____ State: _____ Zip: _____</p> <p>Telephone: _____</p> <p>Fax: _____</p> <p>E-mail: _____</p>	
<p>ACCOMPANYING MATERIALS</p> <p>Please see the reverse side of this form for a list of information required as part of this application.</p>		
<p>FOR OFFICE USE ONLY</p>		
<p style="text-align: center;">PROJECT INFORMATION</p> <p>LEVEL 1: \$50</p> <p><input type="checkbox"/> Minor Alteration of an Existing Building/Structure</p> <p><input type="checkbox"/> Sign</p> <p>LEVEL 2: \$100</p> <p><input type="checkbox"/> Major Alteration of an Existing Building/Structure</p> <p><input type="checkbox"/> Addition to an Existing Building/Structure</p> <p>LEVEL 3: \$250</p> <p><input type="checkbox"/> Construction of New Building/Structure</p>	<p style="text-align: center;">PROJECT CONTACT</p> <p>All application-related correspondence should be directed to:</p> <p>PLEASE PRINT Name: <u>Same as Project Engineer</u></p> <p>Company: _____</p> <p>Address: _____</p> <p>City: _____ State: _____ Zip: _____</p> <p>Telephone: _____</p> <p>Fax: _____</p> <p>E-mail: _____</p>	

NOTE: Payment is due at time of application. Please make check payable to Knoxville Knox County Metropolitan Planning Commission.



CITY OF KNOXVILLE

HONORABLE MADELINE ROGERO, MAYOR

700 BLOCK SOUTH GAY STREET PROPOSED IMPROVEMENTS

TENN.	YEAR	SHEET NO.
	2015	1
STATE PE NO.	47LPLM-F0-021	
STATE ROW NO.	47LPLM-F2-085	
STATE CONST. NO.	47LPLM-F3-022	
FEDERAL CONST. NO.	HPP-9109(118)	

LOCALLY MANAGED PROJECT

STANDARD DRAWINGS

CITY OF KNOXVILLE DEPT. OF ENGINEERING

DWG. NO.	REV. DATE	TITLE
COK-2	11-20-01	TRAFFIC BEARING MANHOLE FRAMES AND COVERS
COK-5	03-22-01	STORM PIPE BEDDING AND BACKFILL
COK-6	03-26-08	CONCRETE SIDEWALKS
COK-7	10-08-02	DROP INLET (PRECAST CONCRETE)
COK-9	11-13-01	28"X34" PRECAST CONCRETE CURB INLET
COK-10	11-16-01	CAST IRON FRAME, GRATE AND INLET
COK-12	01-16-02	TRENCH CUT REPAIRS
COK-13	01-20-11	CURB CUTS AND TACTILE WARNING SYSTEMS

TENNESSEE DEPT. OF TRANSPORTATION

DWG. NO.	REV. DATE	TITLE
D-CB-14P	03-11-14	STANDARD PRECAST RECTANGULAR CONCRETE NO. 14 CATCH BASIN
D-CB-42SB	03-11-14	STANDARD 4'X4' SQUARE CONCRETE NO. 42 CATCH BASIN
RP-D-15	07-15-08	DETAILS OF STANDARD CONCRETE DRIVEWAYS
RP-J-3	10-26-00	PORTLAND CEMENT CONCRETE PAVEMENT JOINT TYPES
RP-J-9	02-02-12	CONTRACTION AND CONSTRUCTION JOINTS FOR CONCRETE
RP-J-11	07-29-96	EXPANSION AND EDGE PAVEMENT JOINTS
RP-NMC-10	07-29-03	STANDARD VERTICAL (NONMOUNTABLE) CONCRETE CURBS
T-M-1	11-01-11	DETAILS OF PAVEMENT MARKINGS FOR CONVENTIONAL ROADS
T-M-4	11-01-11	STANDARD INTERSECTION PAVEMENT MARKINGS

SPECIAL NOTES

PROPOSALS MAY BE REJECTED BY THE COMMISSIONER IF ANY OF THE UNIT PRICES CONTAINED THEREIN ARE OBVIOUSLY UNBALANCED, EITHER EXCESSIVE OR BELOW THE REASONABLE COST ANALYSIS VALUE.

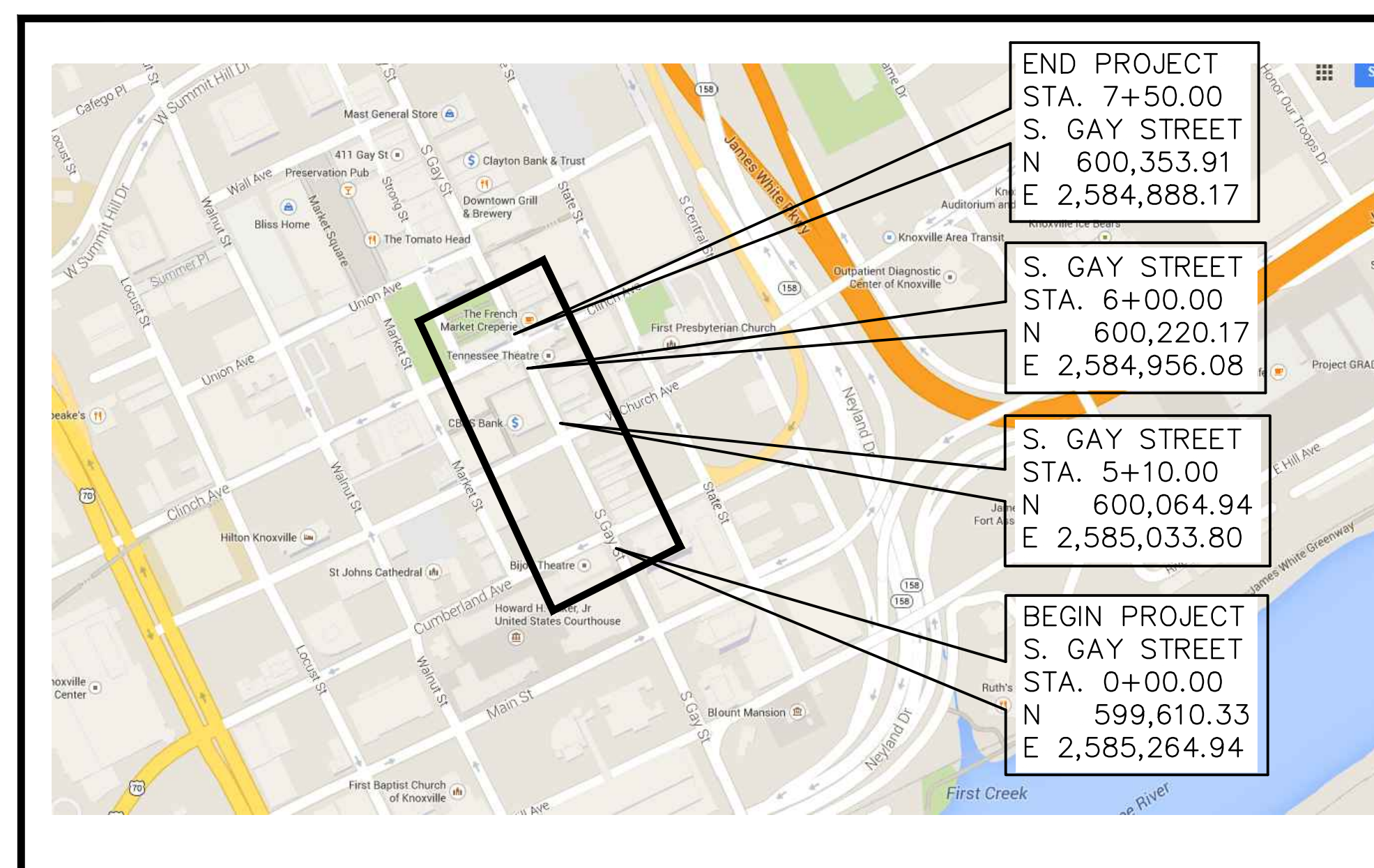
THIS PROJECT TO BE CONSTRUCTED UNDER THE STANDARD SPECIFICATIONS OF THE TENNESSEE DEPARTMENT OF TRANSPORTATION DATED MARCH 1, 2006 AND ADDITIONAL SPECIFICATIONS AND SPECIAL PROVISIONS CONTAINED IN THE PLANS AND IN THE PROPOSAL CONTRACT.

DESIGNED BY: VAUGHN AND MELTON CONSULTING ENGINEERS, INC.

DESIGNER: RANDY C. DAVENPORT, PLS CHECKED BY: JASON C. ELLIOTT, PE

P.E. NO. 47LPLM-F0-021

PIN NO. 107380.00



PROJECT LOCATION MAP
KNOXVILLE, TENNESSEE
NOT TO SCALE

DESCRIPTION: FROM SOUTH OF CUMBERLAND AVE. TO NORTH OF CLINCH AVENUE

CITY PROJECT NUMBER: 12B-R-0518

CITY BLOCKS: 06023, 06040, 06060

NO EXCLUSIONS

NO EQUATIONS

TOTAL PROJECT LENGTH: 618 L.F. +/-


(449 L.F. S. GAY ST. + 54 L.F. CUMBERLAND AVE. + 64 L.F. W. CHURCH AVE. + 51 L.F. CLINCH AVE.)

MARCH 27, 2015

DIRECTOR OF ENGINEERING:
JAMES R. HAGERMAN, P.E.

ADDRESS:


CITY-COUNTY BUILDING
SUITE 480 - P.O. BOX 1631
KNOXVILLE, TENNESSEE 37901



CIVIL ENGINEER
100% REVIEW PLANS

DRAWING INDEX

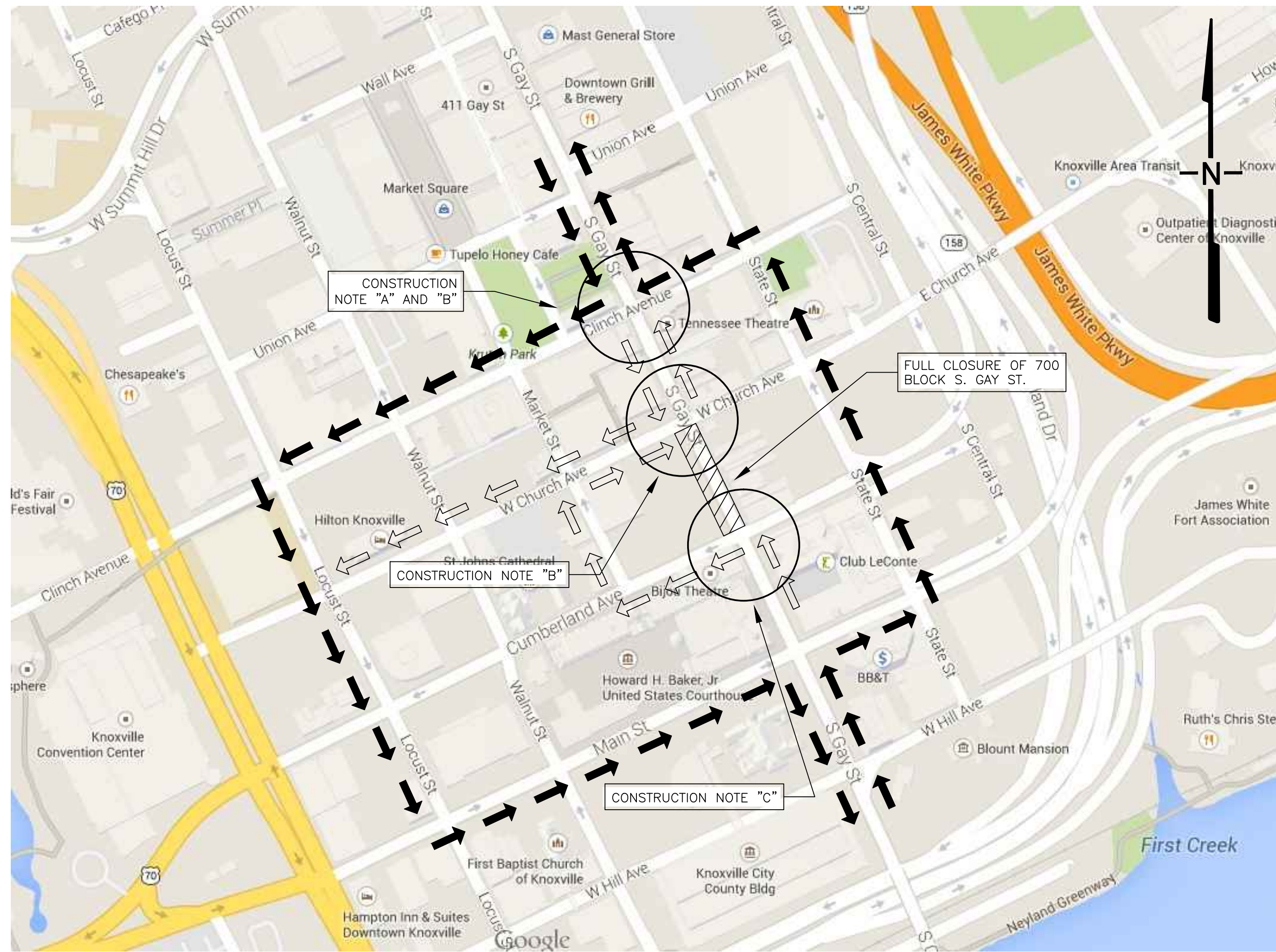
SHEET NO.	SHEET NAME
	TITLE SHEET
C1.0	GENERAL NOTES
C2.0	GENERAL NOTES & ESTIMATED CONSTRUCTION QUANTITIES
C3.0	TRAFFIC CONTROL PLANS
C4.0	TYPICAL STREET SECTION & BASEMENT SPAN DETAILS
C4.1	BASEMENT SPAN DETAILS
C5.0, C5.1	SCREEN WALL PLAN & PROFILE
C6.0, C7.0, C8.0	EXISTING SITE CONDITIONS
C6.1, C7.1, C8.1	PROPOSED LAYOUT PLAN
C6.2, C7.2, C8.2	PROPOSED PROFILES
C6.3	PROPOSED STORM WATER PROFILES
C6.4, C7.3, C8.3	DETAILED INTERSECTION GRADING PLAN
C6.5, C7.4, C8.4	DETAILED INTERSECTION LAYOUT PLAN
EC6.6, EC7.5, EC8.5	EROSION CONTROL PLAN
XS1.0 - XS1.2	CROSS SECTIONS
L1.1	SIDEWALK SUBGRADE PLAN
L2.1	FINISHED SIDEWALK PLAN
L2.2	FINISHED SIDEWALK PLAN
L3.1	FINISHED INTERSECTION PLANS
L4.1	WALL ELEVATIONS
L4.2	WALL ELEVATIONS & DETAILS
L5.1	SITE DETAILS
L6.1	PLANTING PLAN



1909 AILOR AVENUE
KNOXVILLE, TENNESSEE 37921
PHONE: (865) 546-5800 FAX: (865) 546-4714

KENTUCKY	606-248-6600
TENNESSEE	865-546-5800
NORTH CAROLINA	828-253-2796
SOUTH CAROLINA	864-574-4775
GEORGIA	770-627-3590
www.vaughnmelton.com	
Copyright © 2015 All Rights Reserved	

700 BLOCK SOUTH GAY STREET PROPOSED IMPROVEMENTS



TRAFFIC DETOUR PLANS - PHASE NO. 1

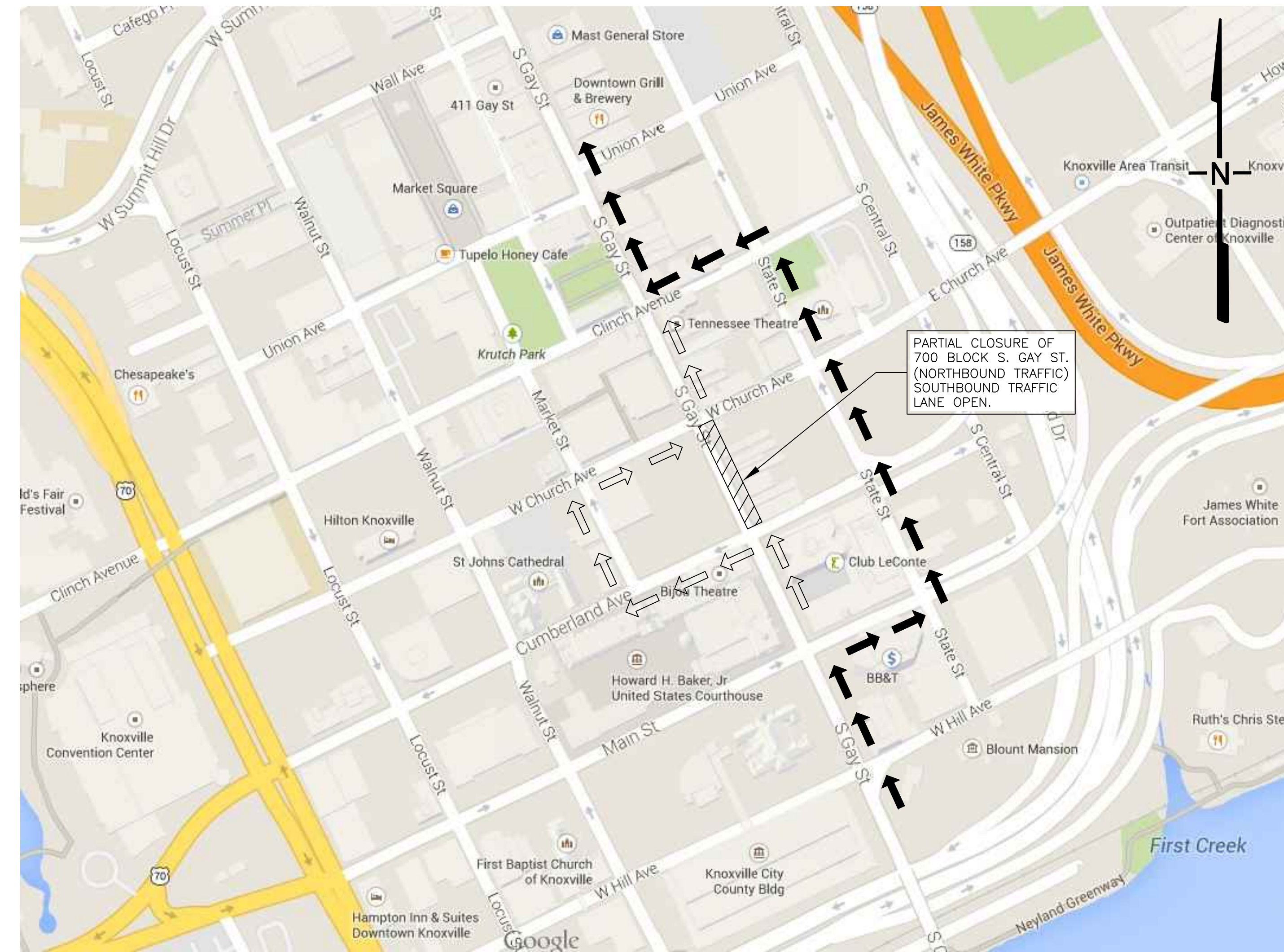
THRU TRAFFIC FLOW PATTERN
 LOCAL TRAFFIC FLOW PATTERN

PHASE NO. 1 CONSTRUCTION SEQUENCE:

1. CLOSE THE 700 BLOCK OF S. GAY STREET TO VEHICULAR TRAFFIC IN BOTH DIRECTIONS.
2. CONSTRUCT ALL IMPROVEMENTS FROM SCREEN WALL ON WEST SIDE TO THE EAST SIDE CURB LINE.
3. SIDEWALK ON EAST SIDE SHALL REMAIN OPEN DURING THIS PHASE TO ALLOW PEDESTRIAN ACCESS TO BUSINESSES. CONTRACTOR TO PROVIDE ALL NECESSARY SAFETY MEASURES.
4. SCREEN WALL CONSTRUCTION ON WEST SIDE MUST BE COMPLETED WITHIN 30 DAYS FROM START OF CONSTRUCTION (PARKING SPACE RENTAL PERIOD).
5. PHASE NO. 1 INCLUDES SIGNAL IMPROVEMENTS AT THE INTERSECTION OF S. GAY STREET AND CUMBERLAND AVE.

ADDITIONAL CONSTRUCTION SEQUENCE NOTES (REFERENCE LETTERS TO MAPS ABOVE):

- A. CONSTRUCTION WORK AT CLINCH AVE. / S. GAY STREET INTERSECTION TO BE PERFORMED EITHER FIRST OR LAST WHILE THE 700 BLOCK OF S. GAY STREET IS COMPLETELY OPEN.
- B. USE FULL WEEKEND CLOSURES FOR THE CLINCH AVE. / S. GAY STREET AND W. CHURCH AVE. / S. GAY STREET INTERSECTION CONSTRUCTION.
- C. USE FULL WEEKEND AND 9:00 AM TO 3:00 PM WEEKDAY CLOSURES FOR THE CUMBERLAND AVE. / S. GAY STREET CONSTRUCTION.



TRAFFIC DETOUR PLANS - PHASE NO. 2

THRU TRAFFIC FLOW PATTERN
 LOCAL TRAFFIC FLOW PATTERN


PHASE NO. 2 CONSTRUCTION SEQUENCE:

1. OPEN WEST SIDEWALK TO PEDESTRIANS.
2. OPEN THE WESTERN MOST TRAVEL LANE TO SOUTHBOUND VEHICULAR TRAFFIC. THE SOUTHBOUND LANE MUST BE OPEN TO TRAFFIC WITHIN FOUR (4) MONTHS OF "NOTICE TO PROCEED".
3. PROVIDE ADDITIONAL PEDESTRIAN CORRIDOR UTILIZING SIGNAGE AND CHANNELIZING DEVICES ON EASTERN MOST TRAVEL LANE.
4. CONSTRUCT ALL IMPROVEMENTS FROM BACK OF EAST CURB LINE TO FACE OF EXISTING BUILDINGS.
5. PROVIDE PEDESTRIAN BRIDGES AT INTERVALS, PREFERABLY BETWEEN SILVA CELL AREAS, FOR ACCESS TO BUSINESS ENTRANCES.

GENERAL TRAFFIC NOTES:

1. ALL TRAFFIC CONTROL DEVICES SHALL BE INSTALLED AND MAINTAINED IN ACCORDANCE WITH THE "MANUAL ON UNIFORM TRAFFIC CONTROL DEVICES (2009 EDITION) AND CURRENT T.D.O.T. WORK ZONE STANDARD DRAWINGS.
2. CONTRACTOR IS RESPONSIBLE FOR MAINTAINING PEDESTRIAN ACCESS TO ALL BUSINESSES AT ALL TIMES DURING CONSTRUCTION.

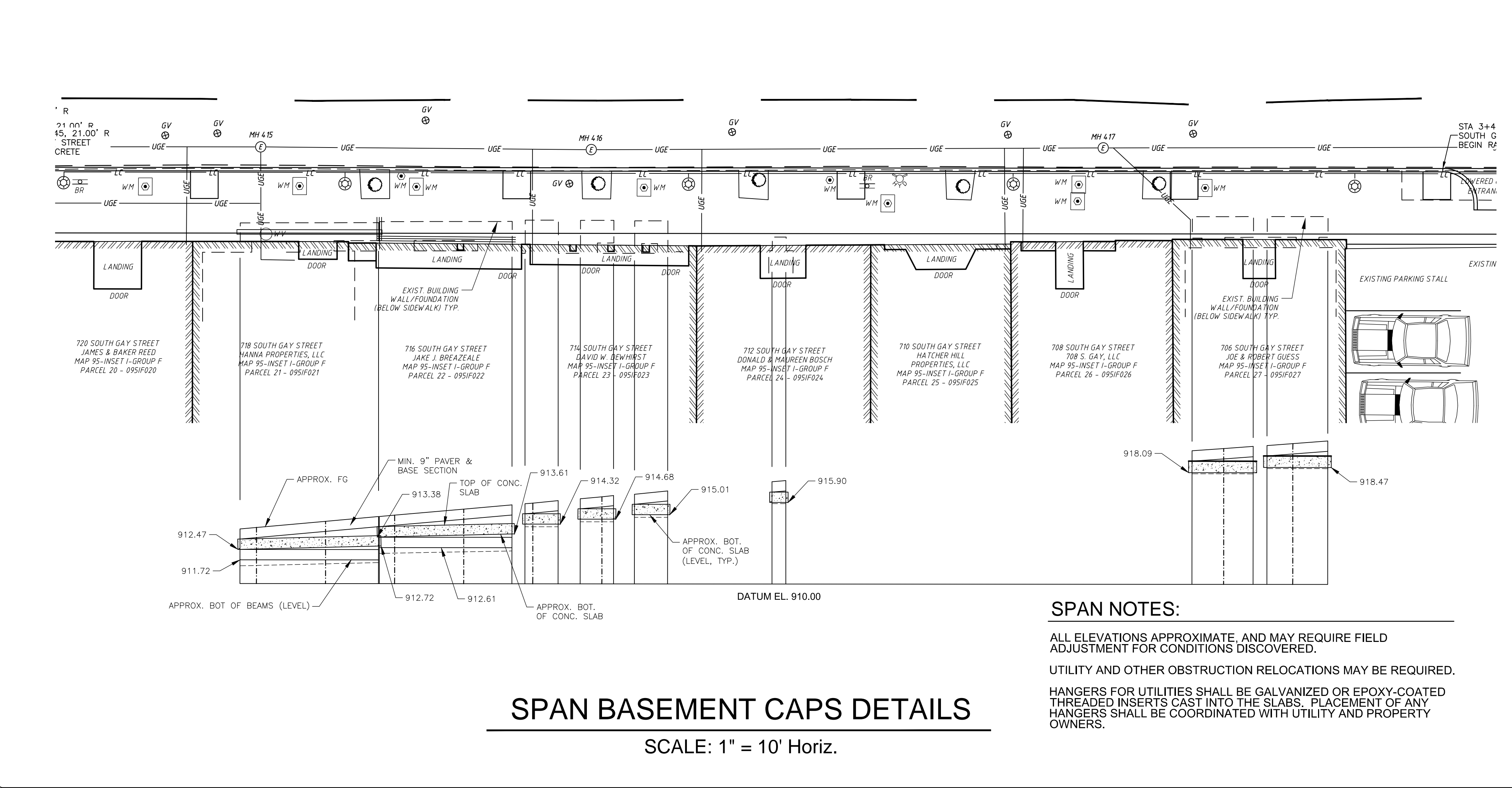
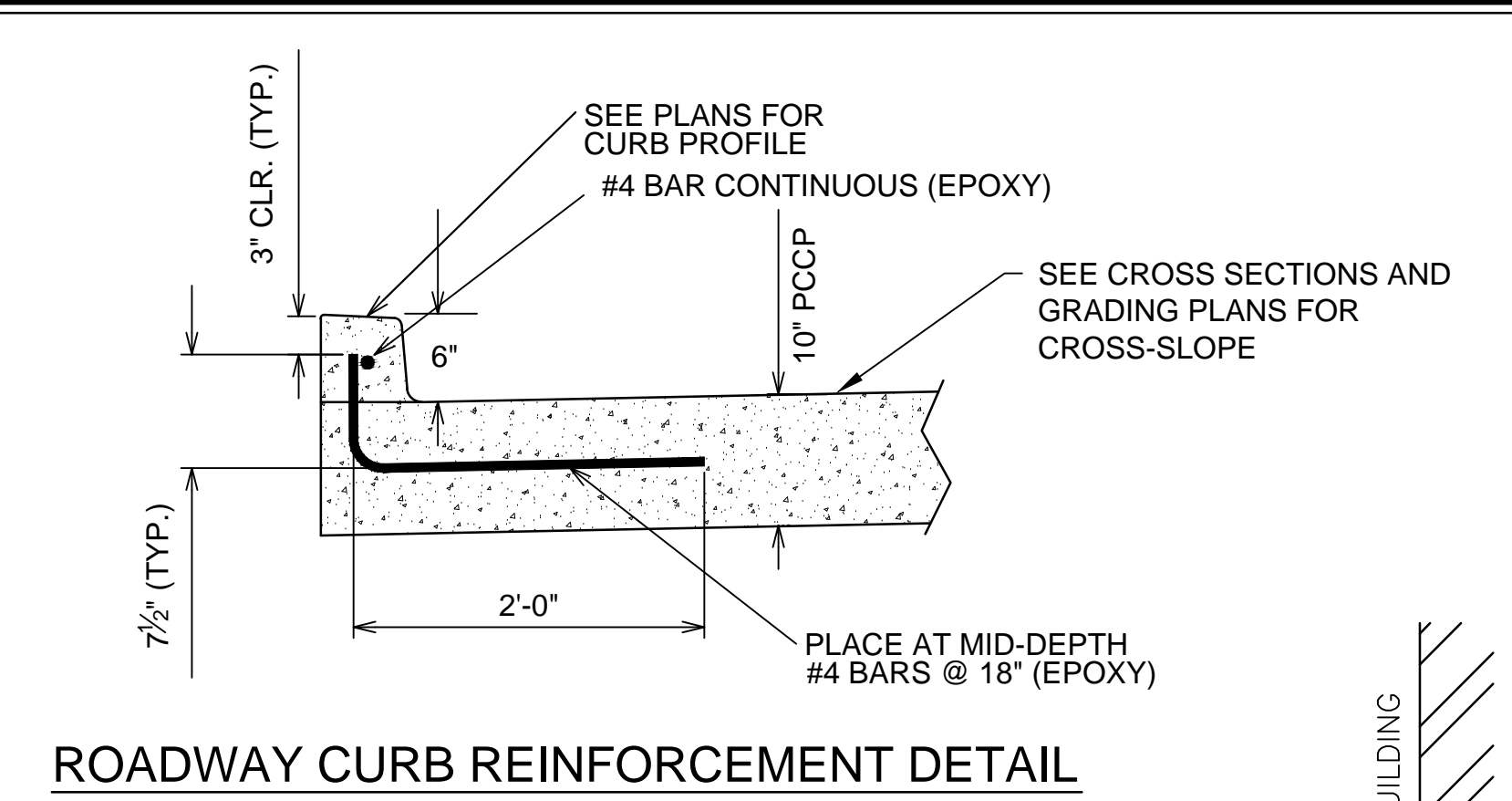
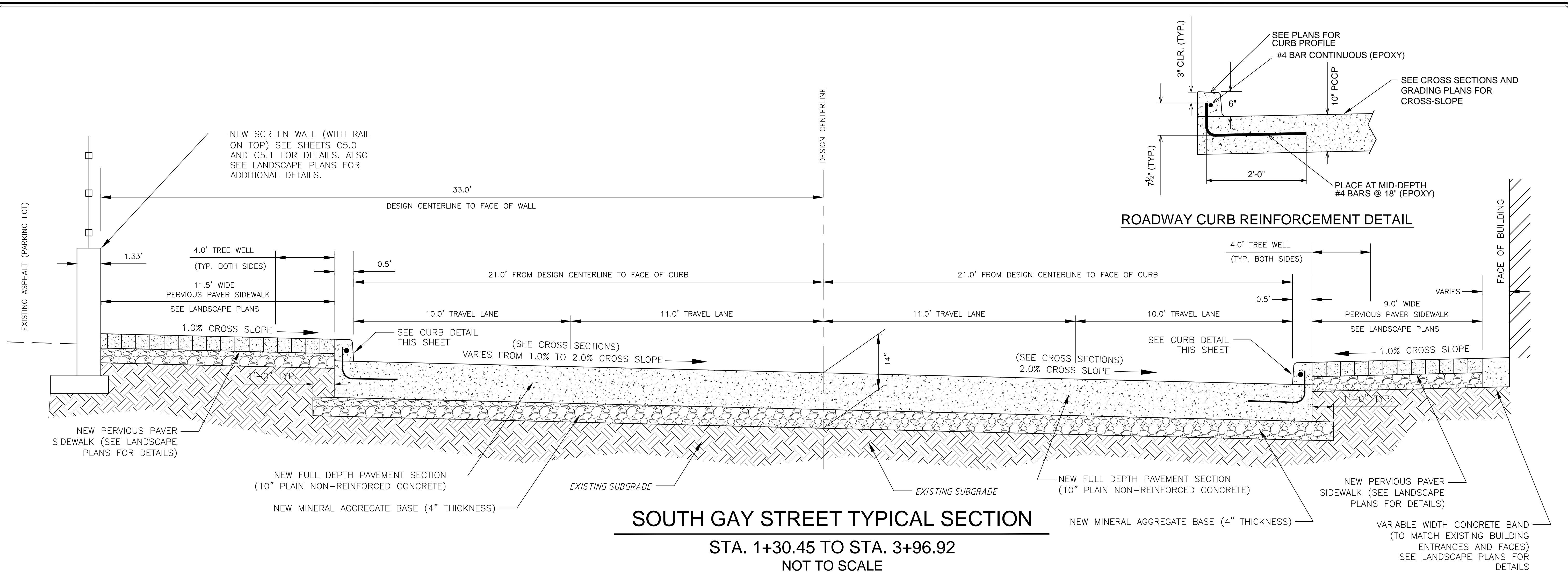
NO.	DATE	DESCRIPTION



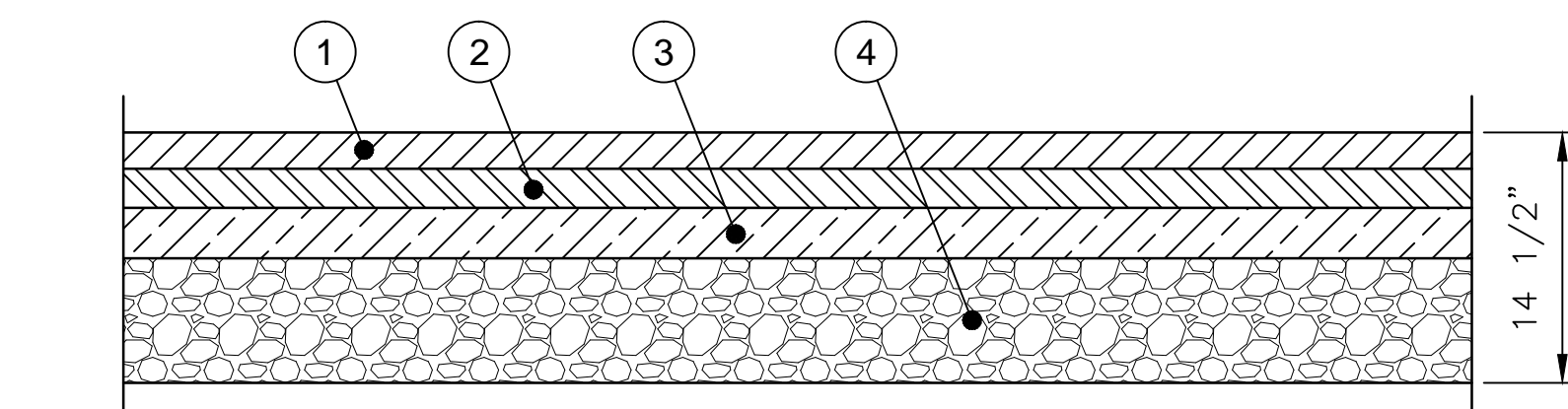
PROPOSED IMPROVEMENTS
700 BLOCK SOUTH GAY STREET
 KNOXVILLE, TENNESSEE

Vaughn & Melton
 Consulting Engineers, Inc.
 KENTUCKY
 606-248-6600
 TENNESSEE
 865-546-5800
 NORTH CAROLINA
 828-253-2796
 SOUTH CAROLINA
 864-574-4775
 GEORGIA
 770-627-3590
 www.vaughnmelton.com
 Copyright ©2015
 All Rights Reserved

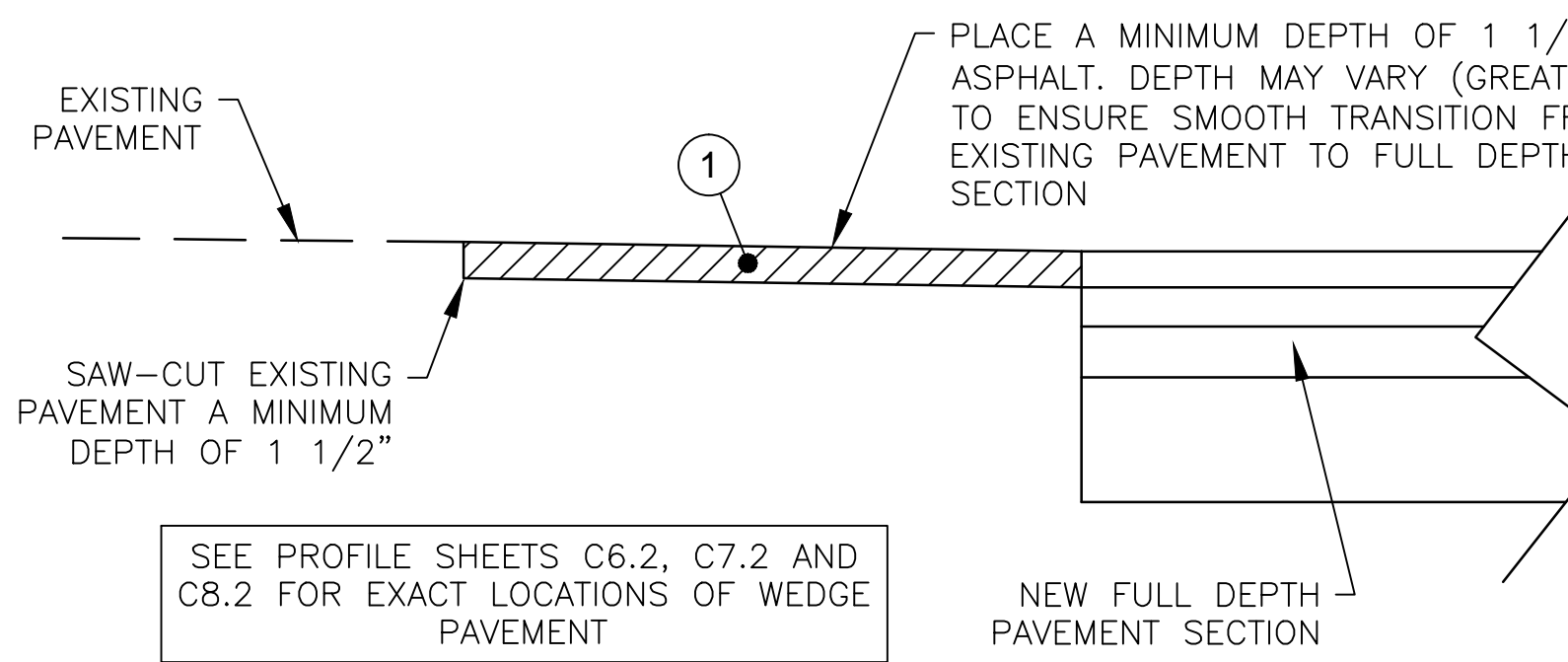
DRAWN: R.C.D.	CHECKED: J.C.E.
JOB NO: 51330-41	SCALE: 1" = 10'
DATE: 27 MAR 2015	FILE NAME: SEE PLOT STAMP
DRAWING TITLE: TRAFFIC CONTROL PLANS	
SHEET ? OF ?	DRAWING NO: C3.0




SPAN NOTES:
 ALL ELEVATIONS APPROXIMATE, AND MAY REQUIRE FIELD ADJUSTMENT FOR CONDITIONS DISCOVERED.
 UTILITY AND OTHER OBSTRUCTION RELOCATIONS MAY BE REQUIRED.
 HANGERS FOR UTILITIES SHALL BE GALVANIZED OR EPOXY-COATED THREADED INSERTS CAST INTO THE SLABS. PLACEMENT OF ANY HANGERS SHALL BE COORDINATED WITH UTILITY AND PROPERTY OWNERS.



ITEM	TDOT ITEM NUMBER	DESCRIPTION	DEPTH
1	411-01.10	ASPHALTIC CONCRETE SURFACE (PG 64-22) GRADING "D"	1 1/2"
2	307-02.08	ASPHALT CONCRETE MIX (PG 64-22) (BPMB-HM) GRADING B-M2	2"
3	307-01.07	ASPHALT CONCRETE MIX (PG 64-22) (BPMB-HM) GRADING A	3"
4	303-01	MINERAL AGGREGATE TYPE "A" BASE, GRADING "D"	8"



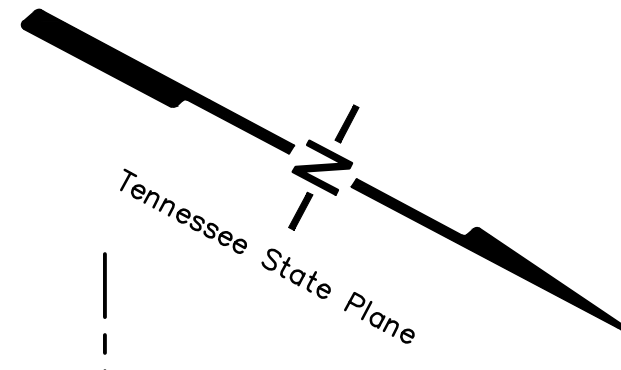
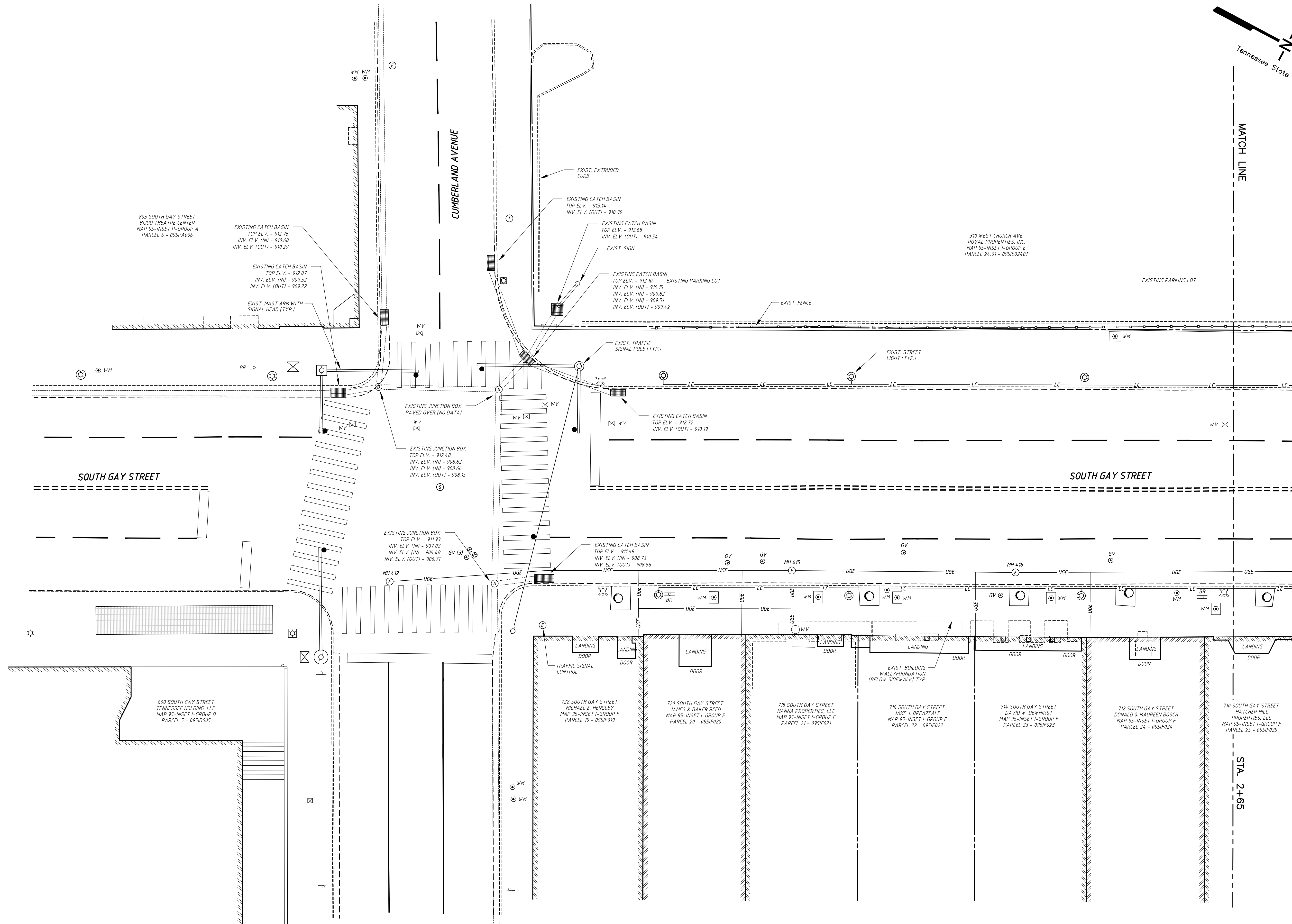
NO.	DATE	DESCRIPTION




PROPOSED IMPROVEMENTS
700 BLOCK SOUTH GAY STREET
 KNOXVILLE, TENNESSEE

V&M
Vaughn & Melton
 Consulting Engineers, Inc.
 KENTUCKY
 606-248-6600
 TENNESSEE
 865-546-5800
 NORTH CAROLINA
 828-253-2796
 SOUTH CAROLINA
 864-574-4775
 GEORGIA
 770-627-3590
 www.vaughnmelton.com
 Copyright ©2015
 All Rights Reserved


DRAWN: R.C.D.	DRAWING NO: C4.0
CHECKED: J.C.E.	SHEET ? OF ?
JOB NO: 51330-41	DATE: 27 MAR 2015
SCALE: AS NOTED	FILE NAME: SEE PLOT STAMP
DRAWING TITLE: TYPICAL STREET SECTION BASEMENT SPAN DETAILS	



REVISIONS	
NO.	DESCRIPTION



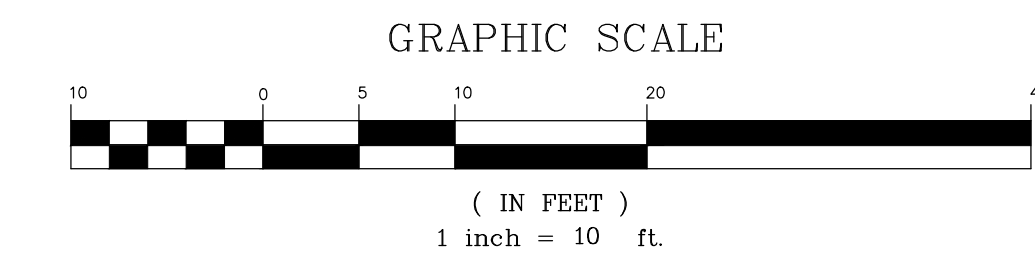
PROPOSED IMPROVEMENTS
700 BLOCK SOUTH GAY STREET
 KNOXVILLE, TENNESSEE



Consulting Engineers, Inc.
 KENTUCKY
 606-248-6600
 TENNESSEE
 865-546-5800
 NORTH CAROLINA
 828-253-2796
 SOUTH CAROLINA
 864-574-4775
 GEORGIA
 770-627-3590
 www.vaughnmelton.com
 Copyright ©2015
 All Rights Reserved

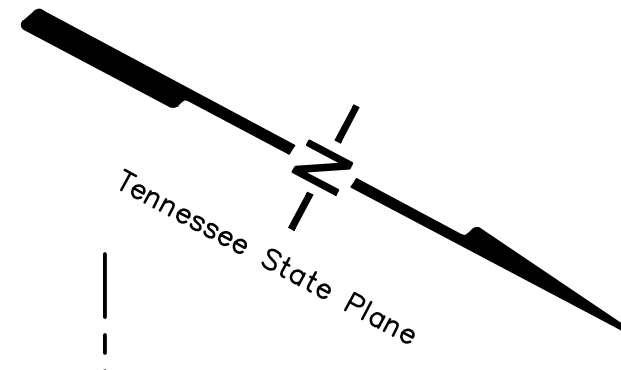
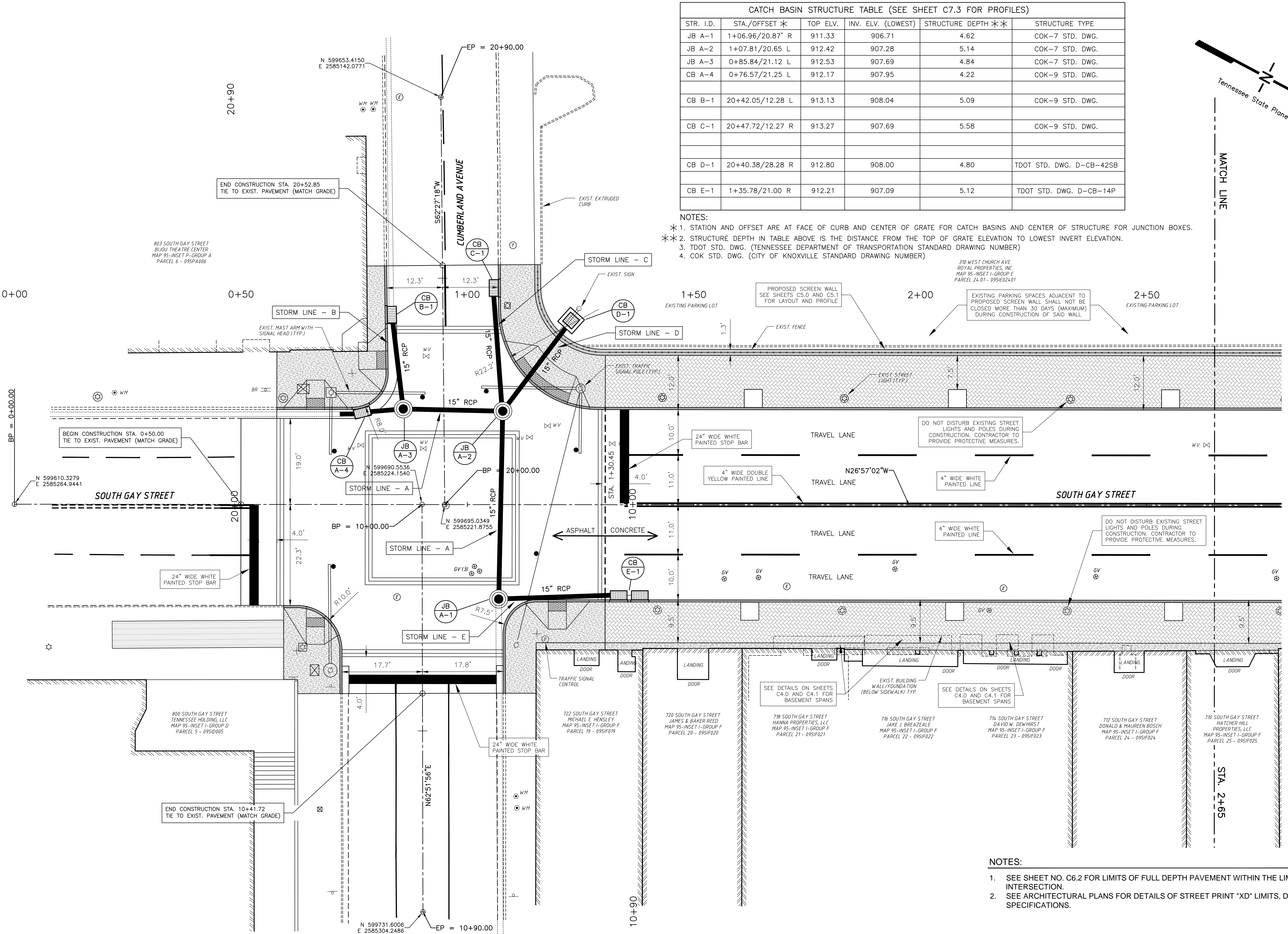
DRAWN:	R.C.D.
CHECKED:	J.C.E.
JOB NO.:	51330-41
SCALE:	1" = 10'
DATE:	27 MAR 2015
FILE NAME:	SEE PLOT STAMP
DRAWING TITLE:	EXISTING SITE CONDITIONS

SHEET	DRAWING NO.:
?	C6.0
OF	
?	




CATCH BASIN STRUCTURE TABLE (SEE SHEET C7.3 FOR PROFILES)						
STR. I.D.	STA./OFFSET *	TOP ELV.	INV. ELV. (LOWEST)	STRUCTURE DEPTH **	STRUCTURE TYPE	
JB A-1	1+06.96/20.87' R	911.33	906.71	4.62	COK-7 STD. DWG.	
JB A-2	1+07.81/20.65 L	912.42	907.28	5.14	COK-7 STD. DWG.	
JB A-3	0+85.84/21.12 L	912.53	907.69	4.84	COK-7 STD. DWG.	
CB A-4	0+76.57/21.25 L	912.17	907.95	4.22	COK-9 STD. DWG.	
CB B-1	20+42.05/12.28 L	913.13	908.04	5.09	COK-9 STD. DWG.	
CB C-1	20+47.72/12.27 R	913.27	907.69	5.58	COK-9 STD. DWG.	
CB D-1	20+40.38/28.28 R	912.80	908.00	4.80	TDOT STD. DWG. D-CB-42SB	
CB E-1	1+35.78/21.00 R	912.21	907.09	5.12	TDOT STD. DWG. D-CB-14P	

- NOTES:
- *1. STATION AND OFFSET ARE AT FACE OF CURB AND CENTER OF GRATE FOR CATCH BASINS AND CENTER OF STRUCTURE FOR JUNCTION BOXES.
 - **2. STRUCTURE DEPTH IN TABLE ABOVE IS THE DISTANCE FROM THE TOP OF GRATE ELEVATION TO LOWEST INVERT ELEVATION.
 - 3. TDOT STD. DWG. (TENNESSEE DEPARTMENT OF TRANSPORTATION STANDARD DRAWING NUMBER)
 - 4. COK STD. DWG. (CITY OF KNOXVILLE STANDARD DRAWING NUMBER)



REVISIONS	
NO.	DESCRIPTION



PROPOSED IMPROVEMENTS
700 BLOCK SOUTH GAY STREET
 KNOXVILLE, TENNESSEE

V&M
Vaughn & Melton
 Consulting Engineers, Inc.

KENTUCKY
606-248-6600

TENNESSEE
865-546-5800

NORTH CAROLINA
828-253-2796

SOUTH CAROLINA
864-574-4775

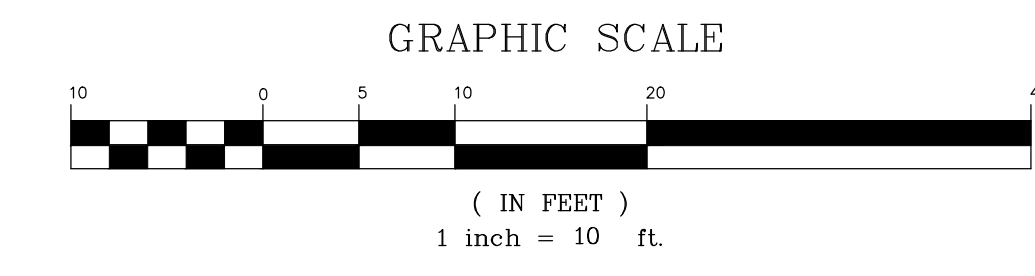
GEORGIA
770-627-3590

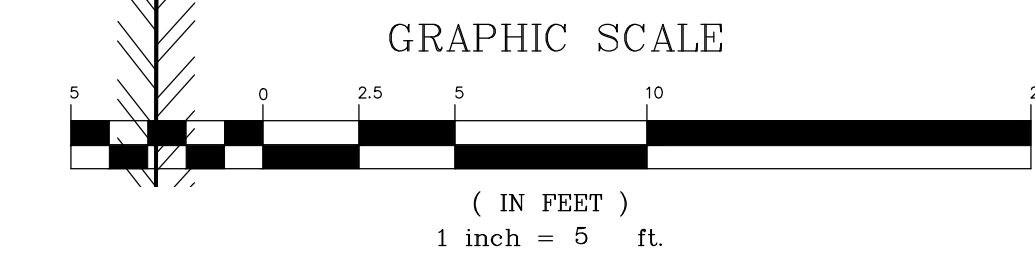
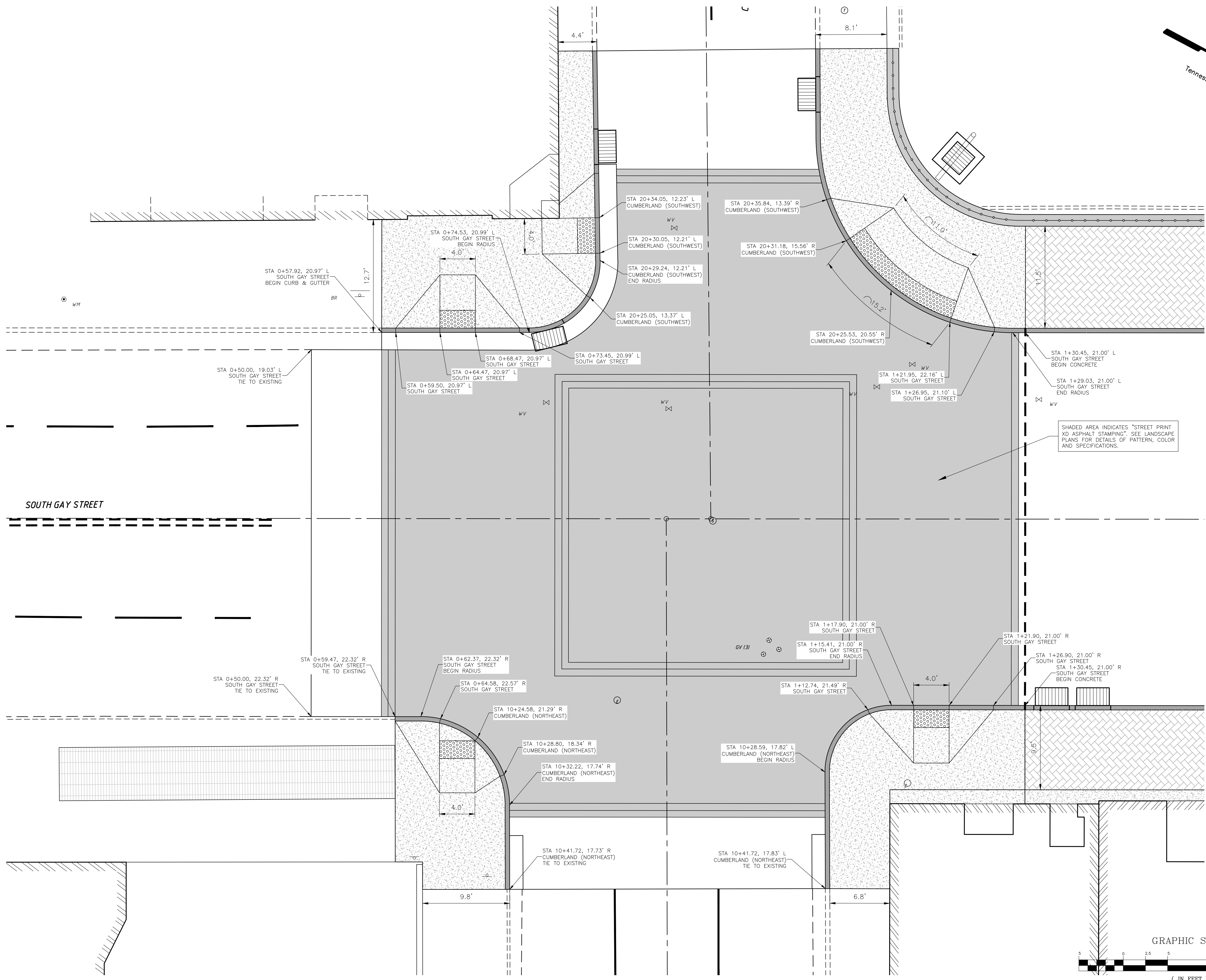
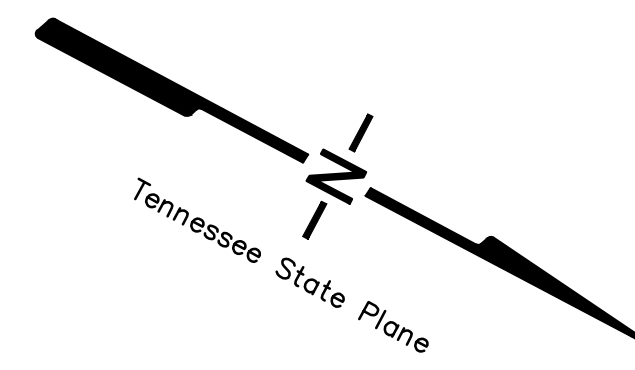
www.vaughnmelton.com

Copyright ©2015
All Rights Reserved

DRAWN:	R.C.D.
CHECKED:	J.C.E.
JOB NO.:	51330-41
SCALE:	1" = 10'
DATE:	27 MAR 2015
FILE NAME:	SEE PLOT STAMP
DRAWING TITLE:	PROPOSED LAYOUT PLAN
SHEET ? OF ?	DRAWING NO. C6.1

- NOTES:
- SEE SHEET NO. C6.2 FOR LIMITS OF FULL DEPTH PAVEMENT WITHIN THE LIMITS OF THE INTERSECTION.
 - SEE ARCHITECTURAL PLANS FOR DETAILS OF STREET PRINT "XD" LIMITS, DESIGN AND SPECIFICATIONS.



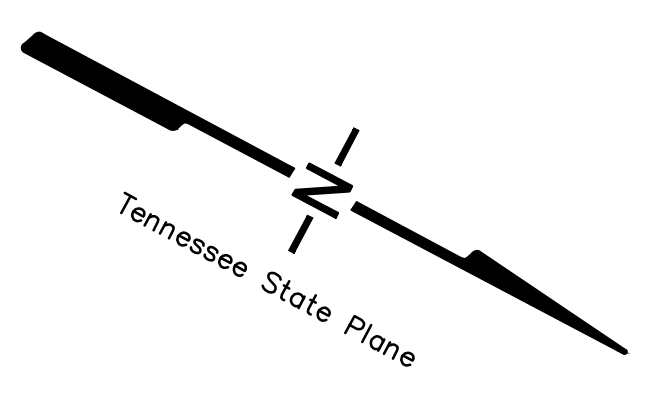
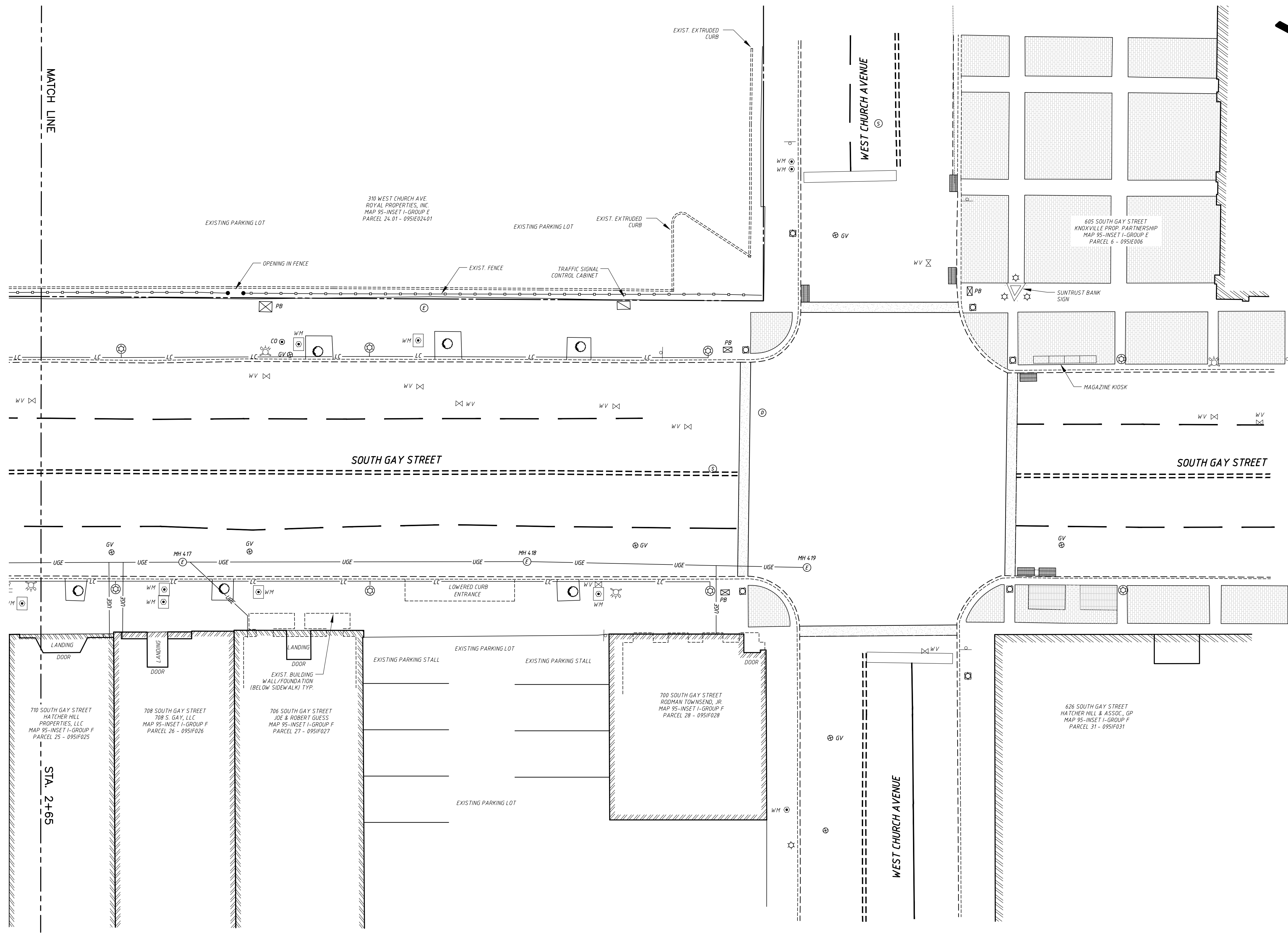


NO.	DATE	REVISIONS DESCRIPTION


**PROPOSED IMPROVEMENTS
700 BLOCK SOUTH GAY STREET
KNOXVILLE, TENNESSEE**

V&M
Vaughn & Melton
Consulting Engineers, Inc.
KENTUCKY
606-248-6600
TENNESSEE
865-546-5800
NORTH CAROLINA
828-253-2796
SOUTH CAROLINA
864-574-4775
GEORGIA
770-627-3590
www.vaughnmelton.com
Copyright ©2015
All Rights Reserved

DRAWN:	R.C.D.
CHECKED:	J.C.E.
JOB NO:	51330-41
SCALE:	1" = 5'
DATE:	27 MAR 2015
FILE NAME:	SEE PLOT STAMP
DRAWING TITLE:	DETAILED INTERSECTION LAYOUT PLAN
SHEET	DRAWING NO:
?	?
?	OF
?	C6.5



NO.	DATE	REVISIONS DESCRIPTION



PROPOSED IMPROVEMENTS
700 BLOCK SOUTH GAY STREET
 KNOXVILLE, TENNESSEE

V&M
Vaughn & Melton
 Consulting Engineers, Inc.

KENTUCKY
 606-248-6600

TENNESSEE
 865-546-5800

NORTH CAROLINA
 828-253-2796

SOUTH CAROLINA
 864-574-4775

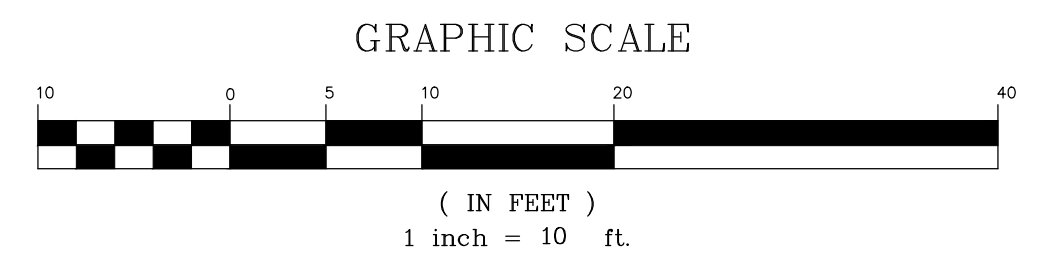
GEORGIA
 770-627-3590

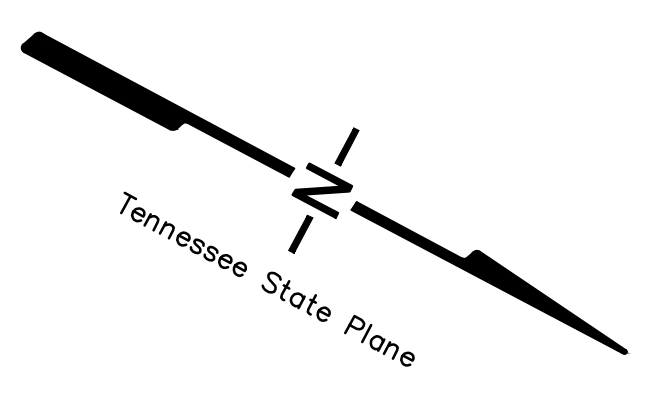
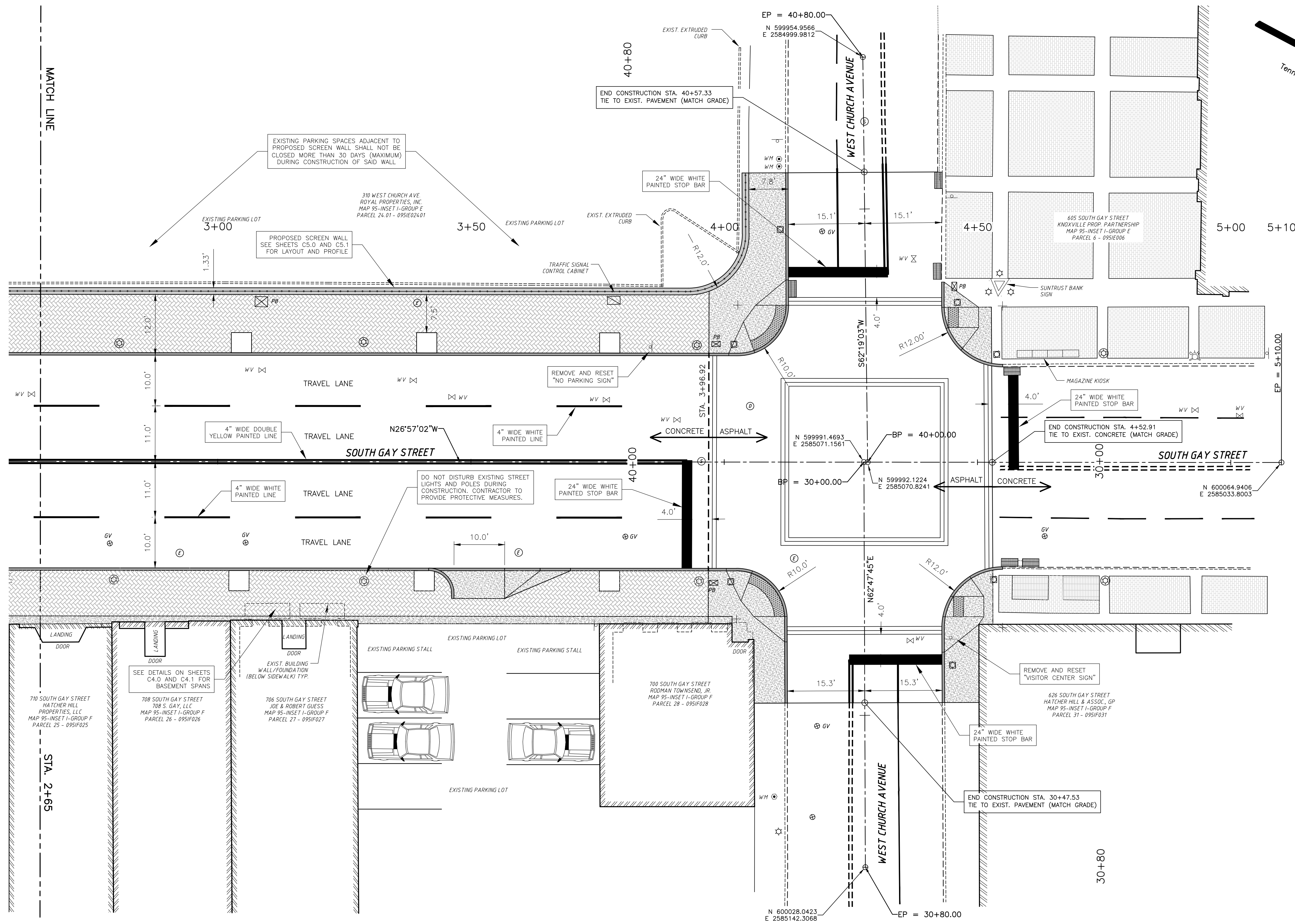
www.vaughnmelton.com

Copyright ©2015
 All Rights Reserved

DRAWN:	R.C.D.
CHECKED:	J.C.E.
JOB NO:	51330-41
SCALE:	1" = 10'
DATE:	27 MAR 2015
FILE NAME:	SEE PLOT STAMP
DRAWING TITLE:	EXISTING SITE CONDITIONS

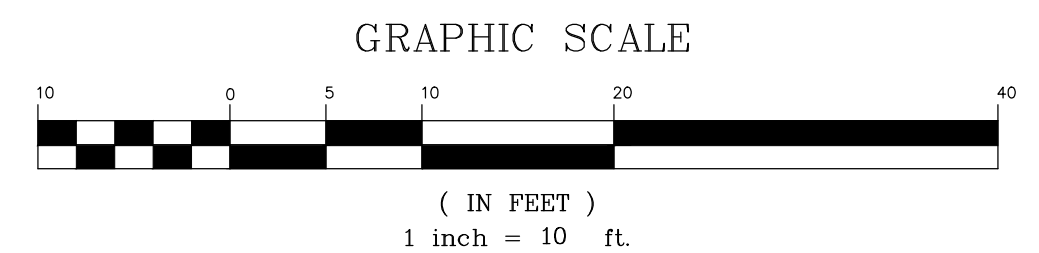
SHEET	DRAWING NO:
?	C7.0
OF	
?	






NOTES:

- SEE SHEET NO. C7.2 FOR LIMITS OF FULL DEPTH PAVEMENT WITHIN THE LIMITS OF THE INTERSECTION.
- SEE ARCHITECTURAL PLANS FOR DETAILS OF STREET PRINT "XD" LIMITS, DESIGN AND SPECIFICATIONS.



NO.	DATE	DESCRIPTION



**PROPOSED IMPROVEMENTS
700 BLOCK SOUTH GAY STREET
KNOXVILLE, TENNESSEE**

V&M
Vaughn & Melton
Consulting Engineers, Inc.

KENTUCKY
606-248-6600

TENNESSEE
865-546-5800

NORTH CAROLINA
828-253-2796

SOUTH CAROLINA
864-574-4775

GEORGIA
770-627-3590

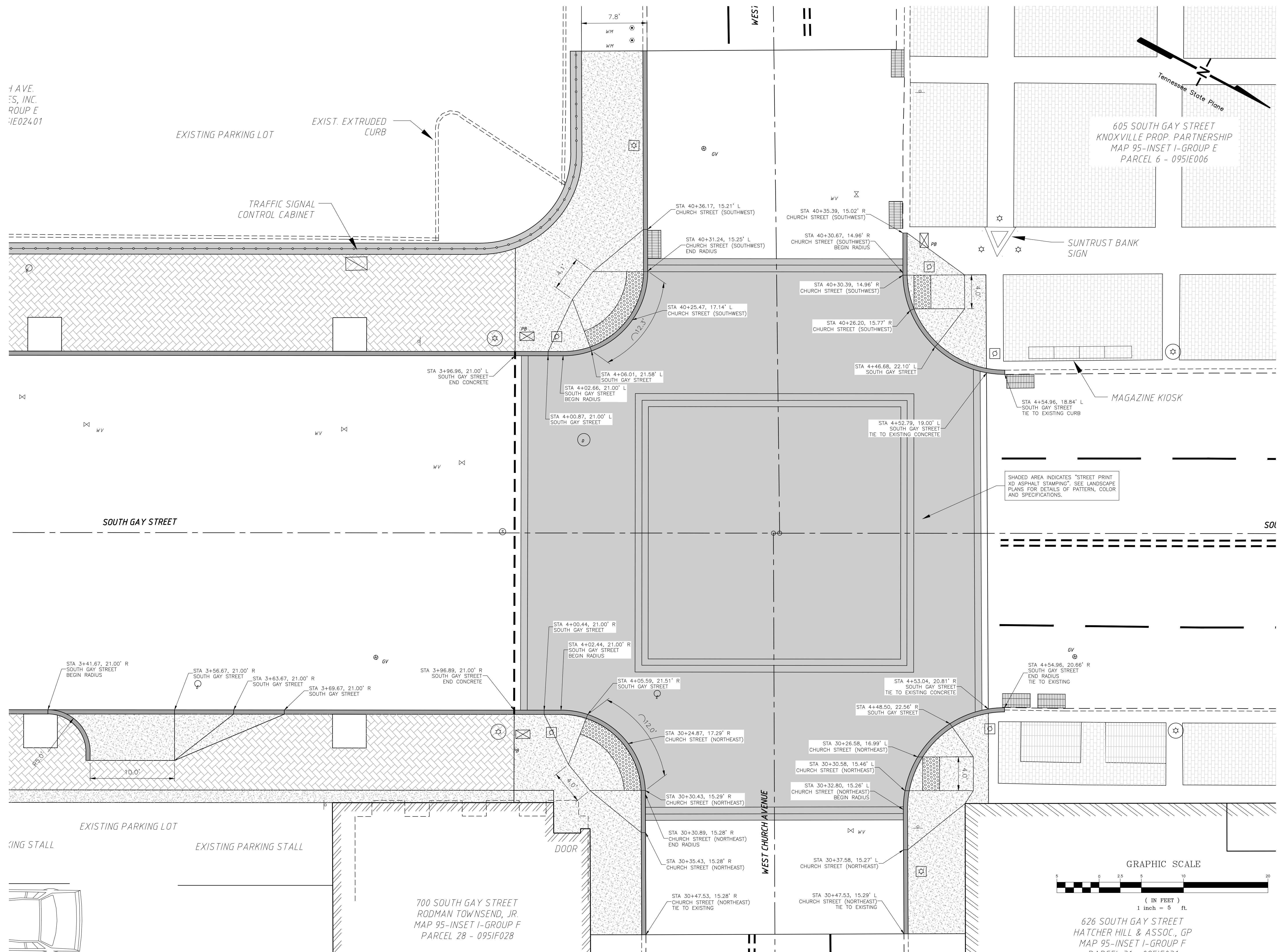
www.vaughnmelton.com

Copyright ©2015
All Rights Reserved


DRAWN:	R.C.D.
CHECKED:	J.C.E.
JOB NO.:	51330-41
SCALE:	1" = 10'
DATE:	27 MAR 2015
FILE NAME:	SEE PLOT STAMP
DRAWING TITLE:	

PROPOSED LAYOUT PLAN	
SHEET ? OF ?	DRAWING NO. C7.1

4 AVE.
ES, INC.
ROUP E
IE024.01



NO.	DATE	REVISIONS DESCRIPTION



PROPOSED IMPROVEMENTS
700 BLOCK SOUTH GAY STREET
KNOXVILLE, TENNESSEE

V&M
Vaughn & Melton
Consulting Engineers, Inc.

KENTUCKY
606-248-6600

TENNESSEE
865-546-5800

NORTH CAROLINA
828-253-2796

SOUTH CAROLINA
864-574-4775

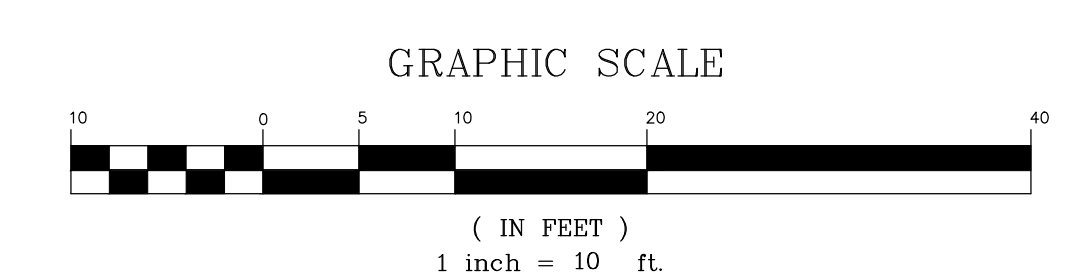
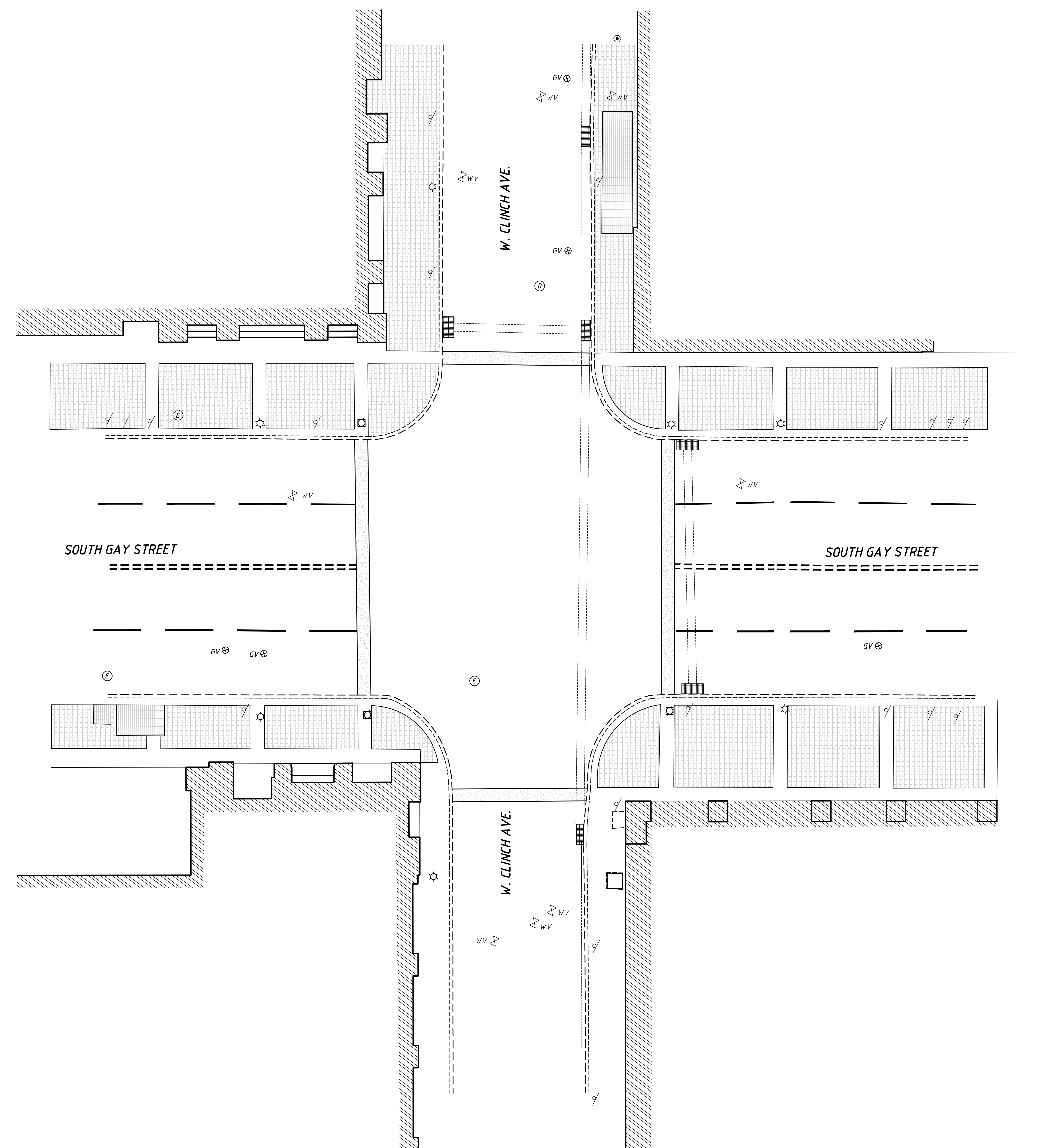
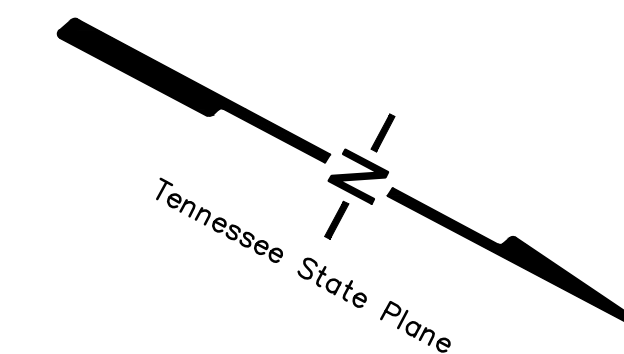
GEORGIA
770-627-3590

www.vaughnmelton.com


Copyright © 2015
All Rights Reserved

DRAWN:	R.C.D.
CHECKED:	J.C.E.
JOB NO.:	51330-41
SCALE:	1" = 5'
DATE:	27 MAR 2015
FILE NAME:	SEE PLOT STAMP
DRAWING TITLE:	DETAILED INTERSECTION LAYOUT PLAN

SHEET	DRAWING NO.
?	C7.4
?	OF



REVISIONS	
NO.	DATE



PROPOSED IMPROVEMENTS
700 BLOCK SOUTH GAY STREET
 KNOXVILLE, TENNESSEE

V&M
Vaughn & Melton
 Consulting Engineers, Inc.

KENTUCKY
 606-248-6600

TENNESSEE
 865-546-5800

NORTH CAROLINA
 828-253-2796

SOUTH CAROLINA
 864-574-4775

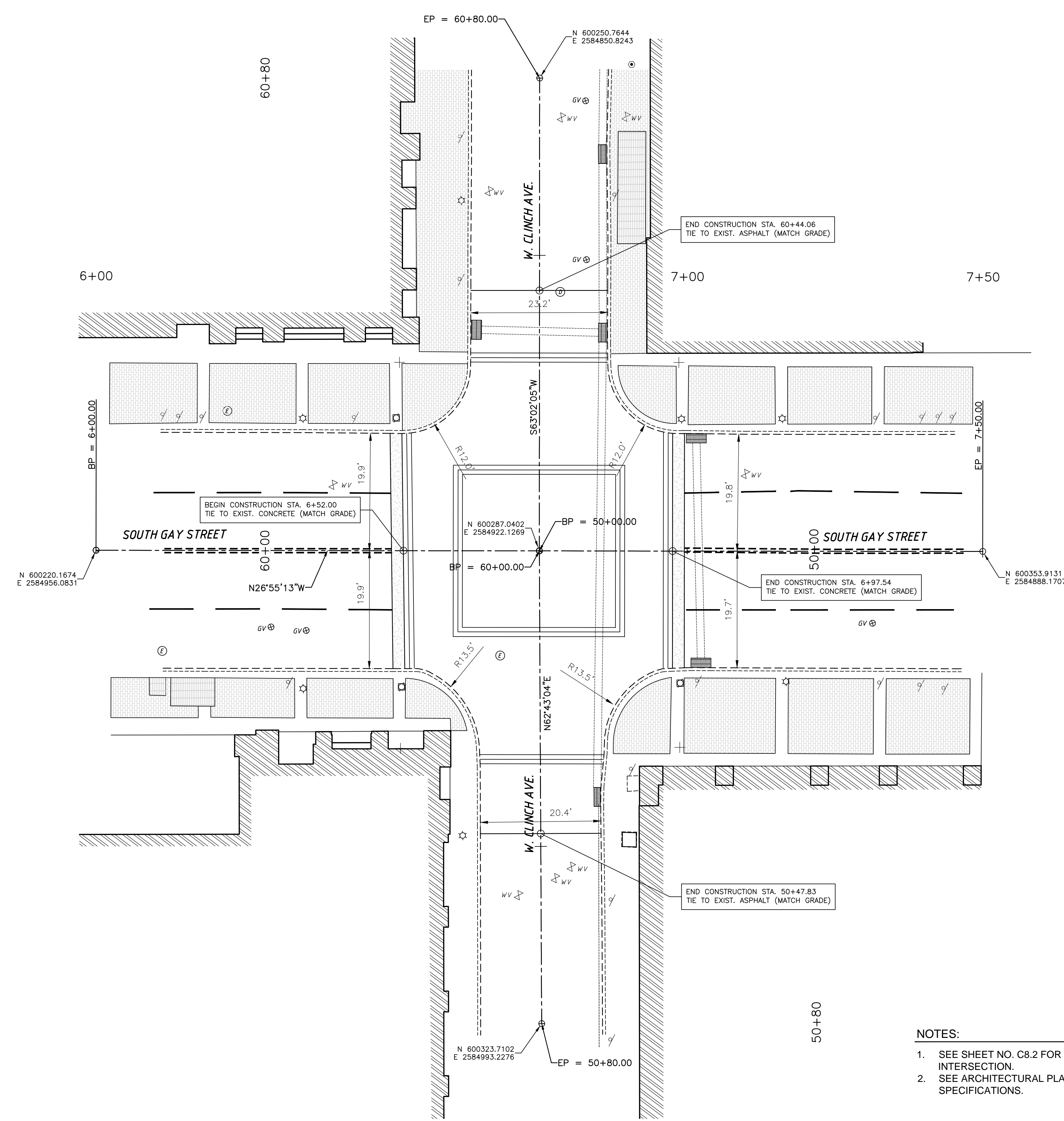
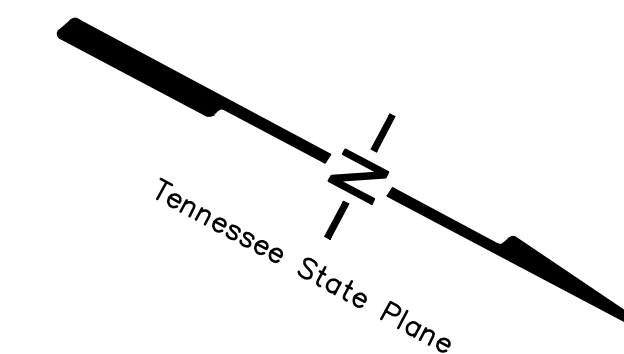
GEORGIA
 770-627-3590

www.vaughnmelton.com

Copyright ©2015
 All Rights Reserved

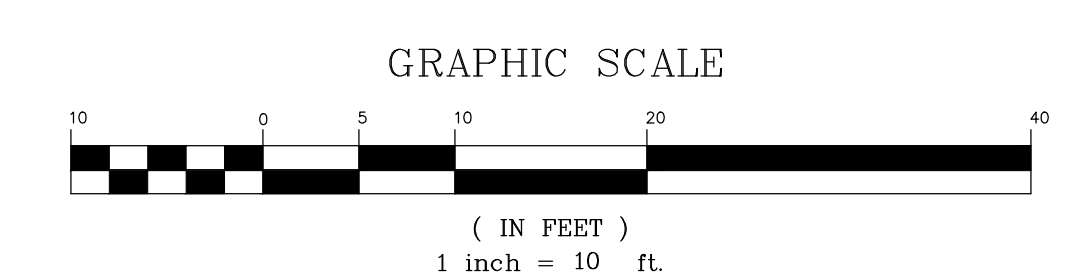
DRAWN:	R.C.D.
CHECKED:	J.C.E.
JOB NO.:	51330-41
SCALE:	1" = 10'
DATE:	27 MAR 2015
FILE NAME:	SEE PLOT STAMP
DRAWING TITLE:	EXISTING SITE CONDITIONS

SHEET	DRAWING NO.:
?	C8.0
?	OF




NOTES:

- SEE SHEET NO. C8.2 FOR LIMITS OF FULL DEPTH PAVEMENT WITHIN THE LIMITS OF THE INTERSECTION.
- SEE ARCHITECTURAL PLANS FOR DETAILS OF STREET PRINT "XD" LIMITS, DESIGN AND SPECIFICATIONS.



NO.	DATE	DESCRIPTION

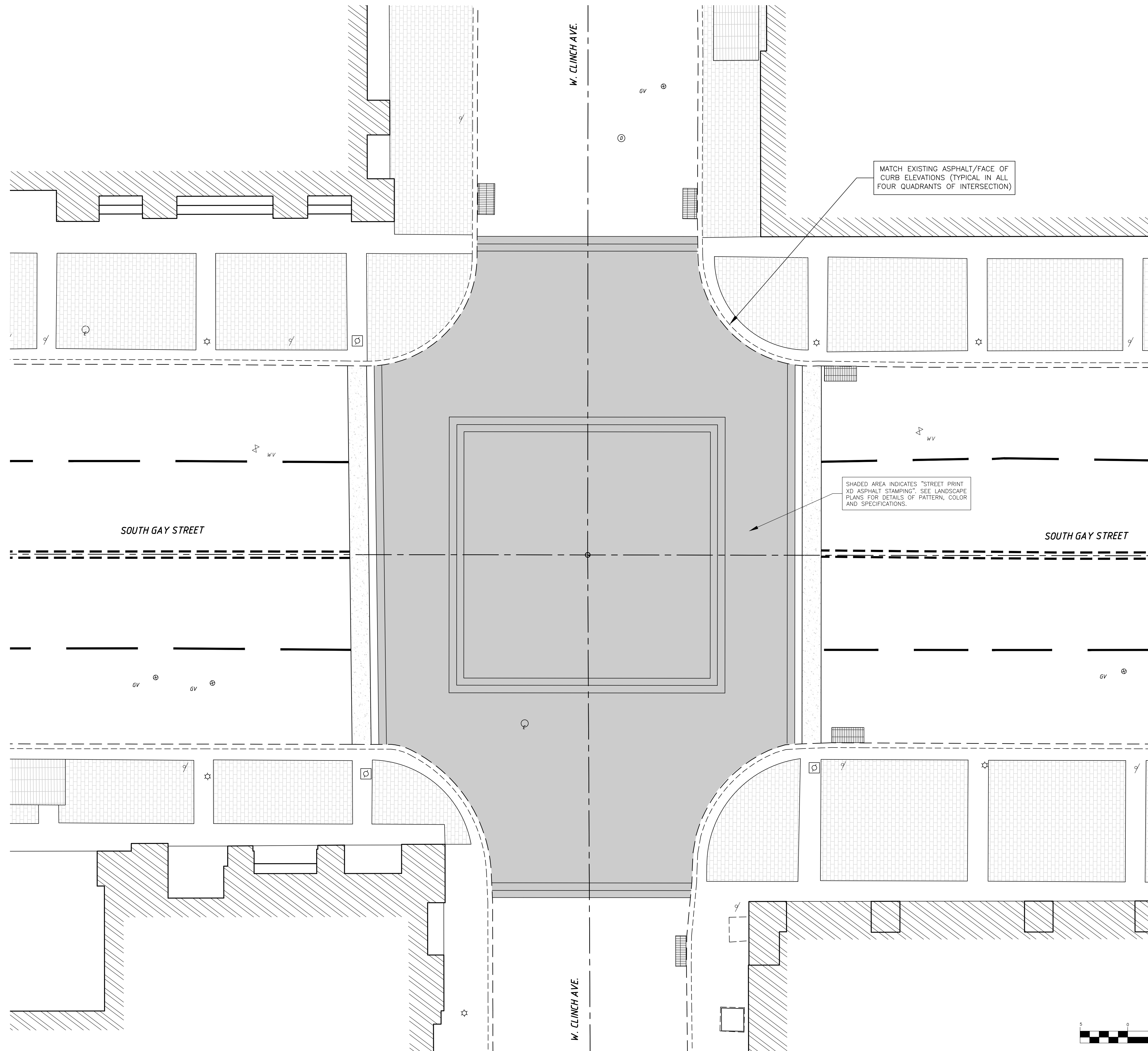


**PROPOSED IMPROVEMENTS
700 BLOCK SOUTH GAY STREET
KNOXVILLE, TENNESSEE**

V&M
Vaughn & Melton
 Consulting Engineers, Inc.
 KENTUCKY
 606-248-6600
 TENNESSEE
 865-546-5800
 NORTH CAROLINA
 828-253-2796
 SOUTH CAROLINA
 864-574-4775
 GEORGIA
 770-627-3590
 www.vaughnmelton.com
 Copyright ©2014
 All Rights Reserved

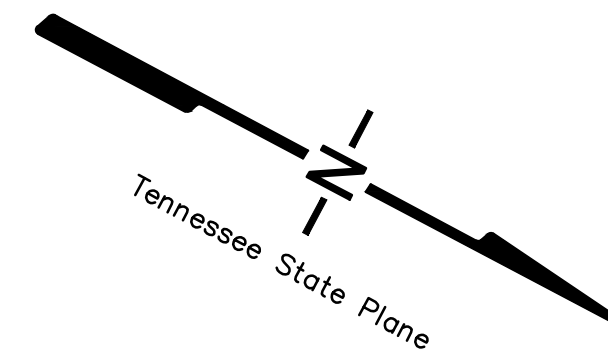
DRAWN:	R.C.D.
CHECKED:	J.C.E.
JOB NO.:	51330-41
SCALE:	1" = 10'
DATE:	03 DEC 2014
FILE NAME:	SEE PLOT STAMP
DRAWING TITLE:	

PROPOSED LAYOUT PLAN	
SHEET	DRAWING NO.:
?	C8.1
?	OF



MATCH EXISTING ASPHALT/FACE OF CURB ELEVATIONS (TYPICAL IN ALL FOUR QUADRANTS OF INTERSECTION)

SHADED AREA INDICATES "STREET PRINT XD ASPHALT STAMPING". SEE LANDSCAPE PLANS FOR DETAILS OF PATTERN, COLOR AND SPECIFICATIONS.

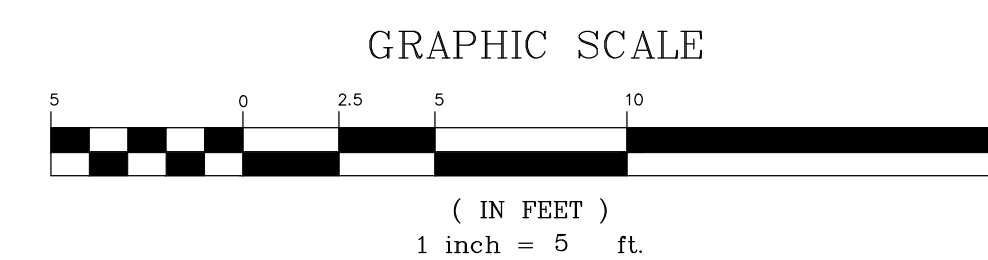


SOUTH GAY STREET


SOUTH GAY STREET

W. CLINCH AVE.

W. CLINCH AVE.



REVISIONS	
NO.	DESCRIPTION



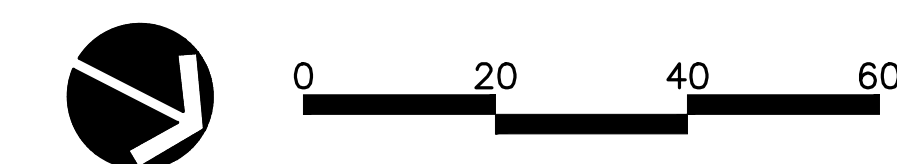
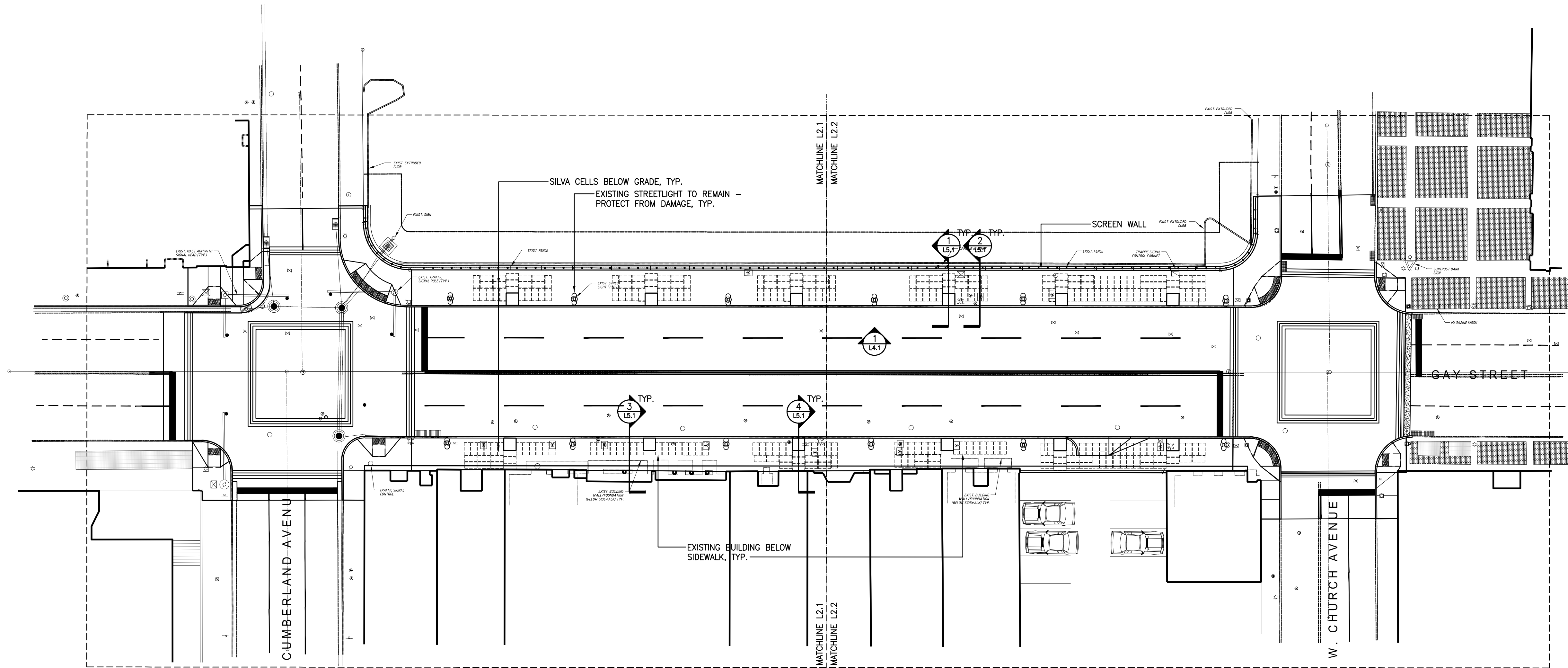
PROPOSED IMPROVEMENTS
700 BLOCK SOUTH GAY STREET
 KNOXVILLE, TENNESSEE

V&M
Vaughn & Melton
 Consulting Engineers, Inc.
 KENTUCKY
 606-248-6600
 TENNESSEE
 865-546-5800
 NORTH CAROLINA
 828-253-2796
 SOUTH CAROLINA
 864-574-4775
 GEORGIA
 770-627-3590
 www.vaughnmelton.com
 Copyright ©2015
 All Rights Reserved

DRAWN:	R.C.D.
CHECKED:	J.C.E.
JOB NO:	51330-41
SCALE:	1" = 5'
DATE:	27 MAR 2015
FILE NAME:	SEE PLOT STAMP
DRAWING TITLE:	

DETAILED INTERSECTION LAYOUT PLAN

SHEET	DRAWING NO:
?	C8.4
?	OF



NO.	DATE	REVISIONS DESCRIPTION

ROSS/FOWLER
 Architecture Landscape Architecture
 5100 Kingston Pike, Suite 100, Knoxville, Tennessee 37919

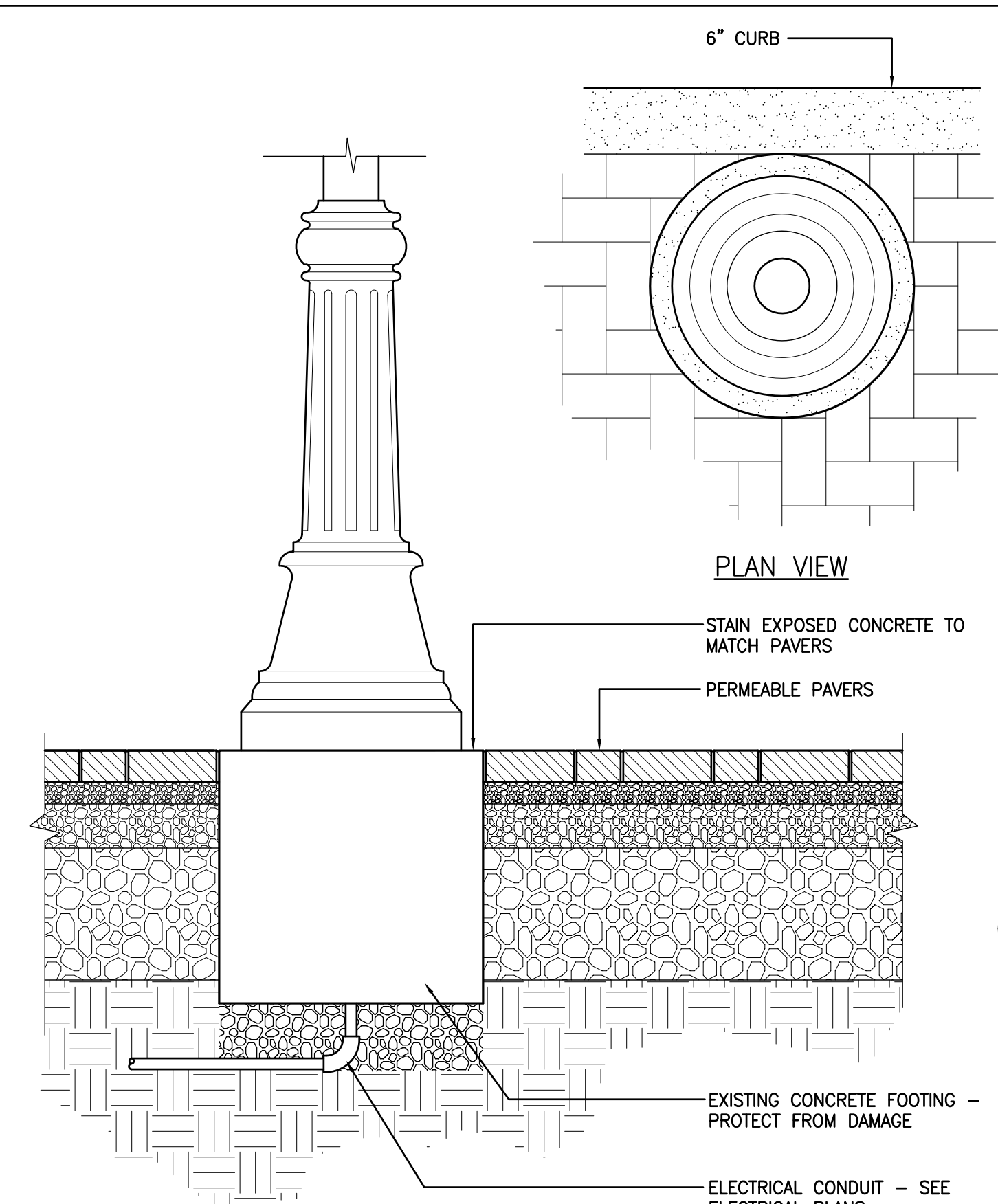
**PROPOSED IMPROVEMENTS
 700 BLOCK SOUTH GAY STREET
 KNOXVILLE, TENNESSEE**

V&M
Vaughn & Melton
 Consulting Engineers, Inc.

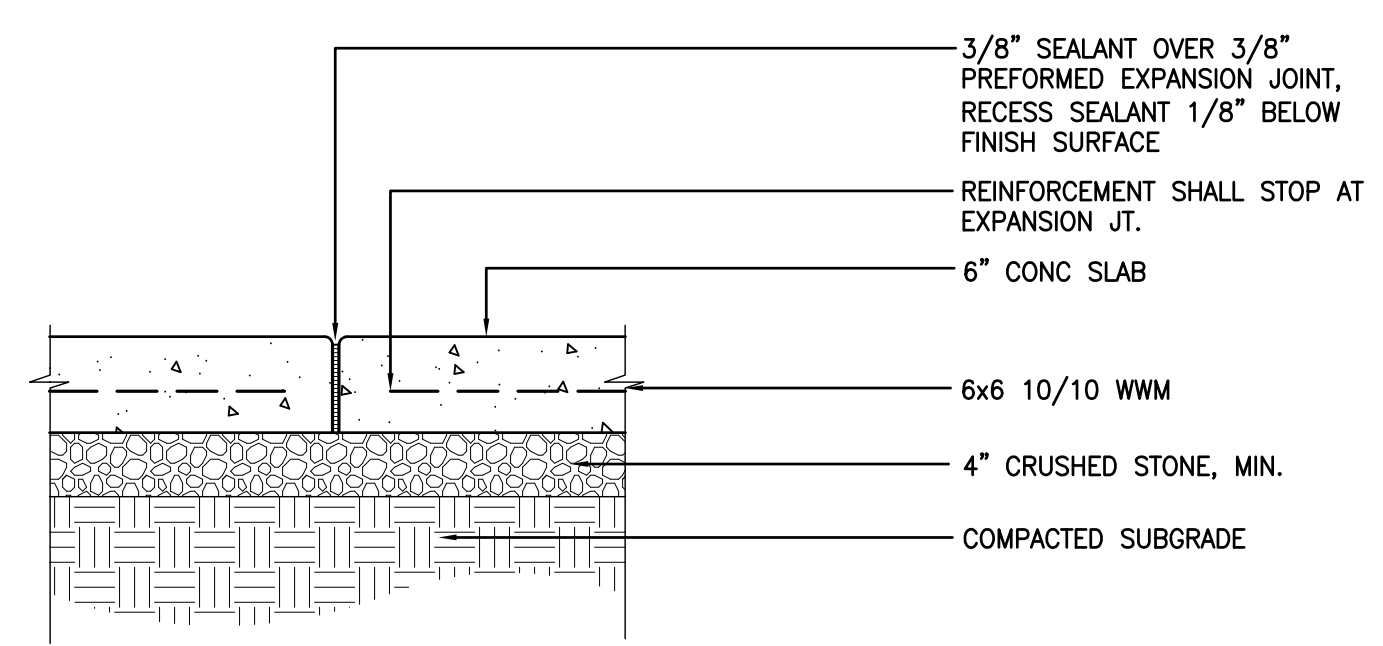
KENTUCKY
606-248-6600
 TENNESSEE
865-546-5800
 NORTH CAROLINA
828-253-2796
 SOUTH CAROLINA
864-574-4775
 GEORGIA
770-627-3590
 www.vaughnmelton.com
 Copyright © 2013
 All Rights Reserved

DRAWN:
CHECKED:
JOB NO: 51330-41
SCALE: 1" = 20'
DATE: 27 MAR 2015
FILE NAME: 13010L11
DRAWING TITLE:
SIDEWALK SUBGRADE PLAN

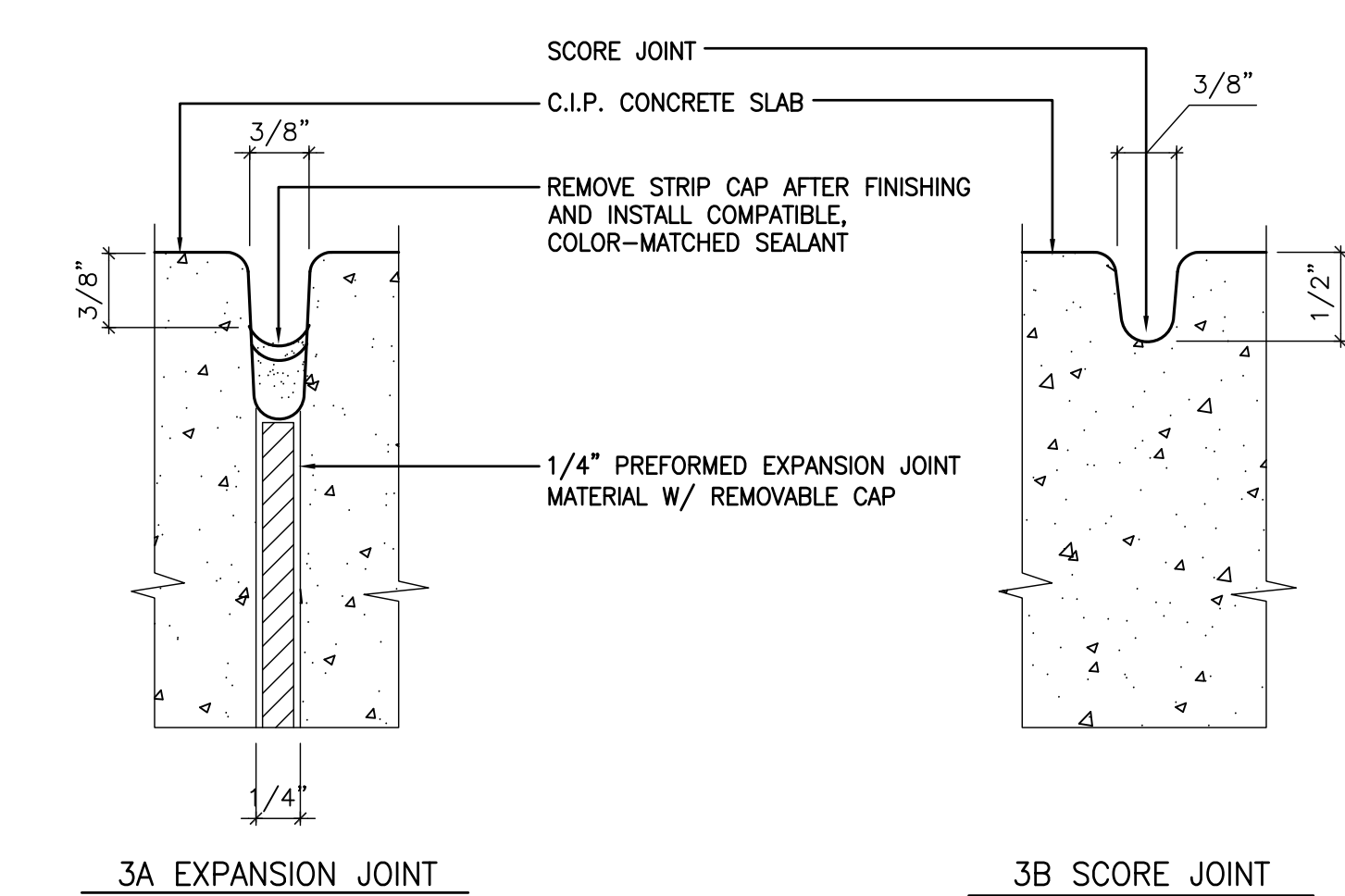
SHEET OF **L1.1**
 DRAWING NO:



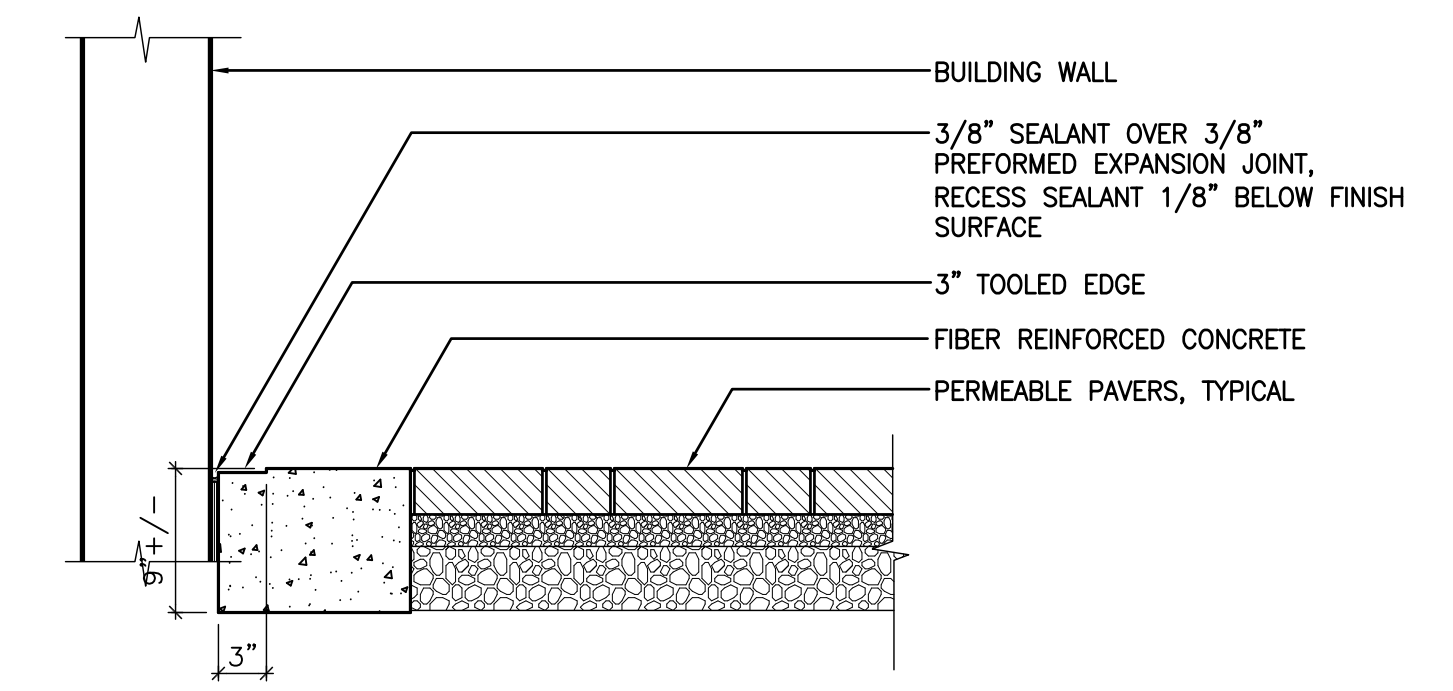
1 EXISTING LIGHT STANDARD SECTION IN PERMEABLE PAVERS
L2.1 SCALE: 1"=1'-0"



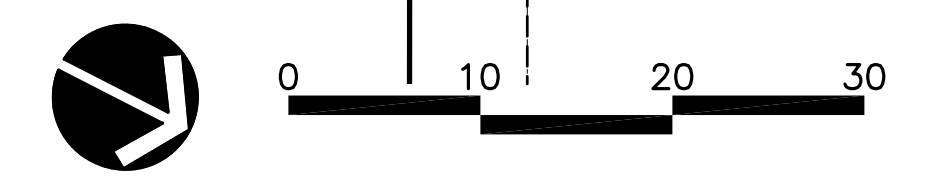
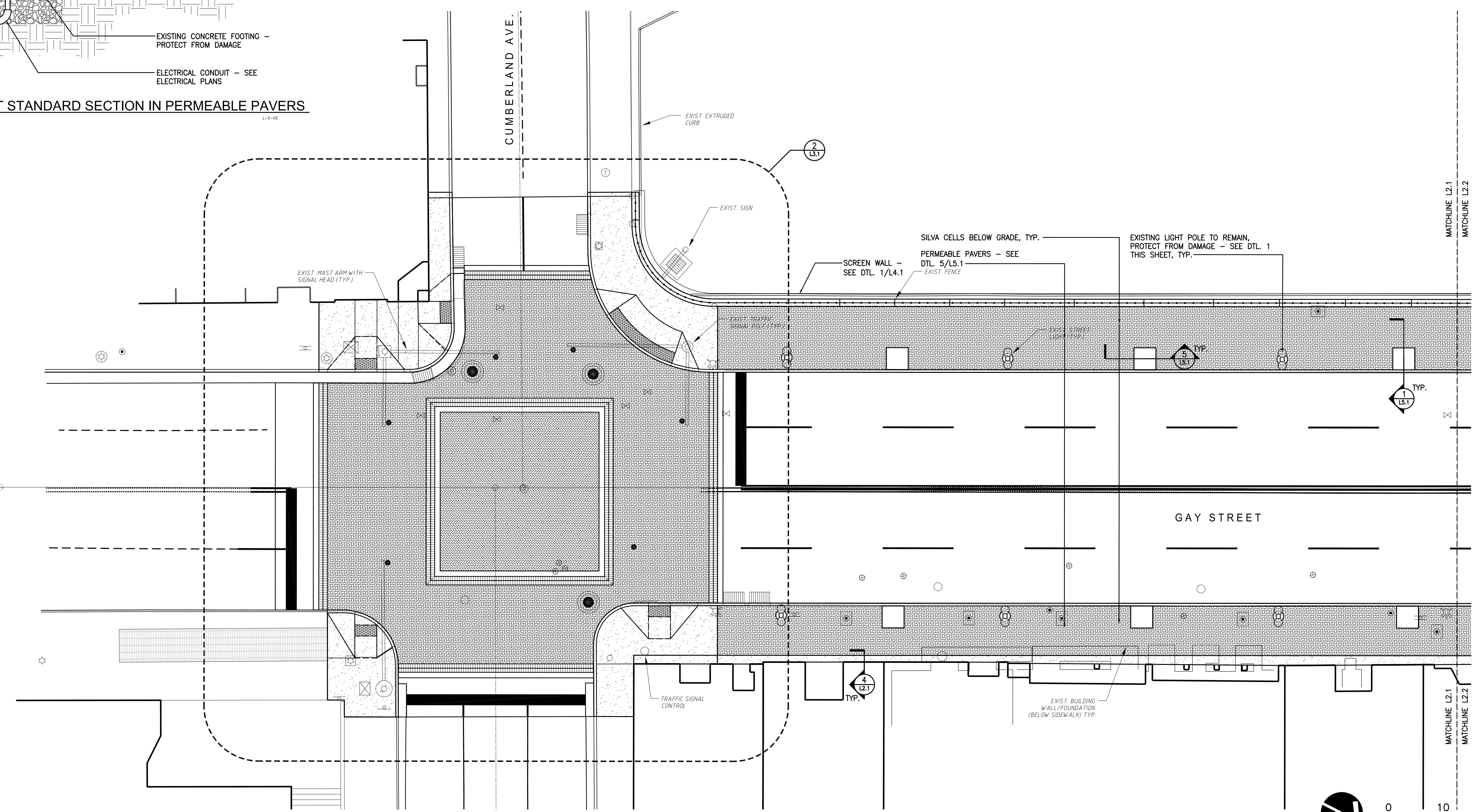
2 EXPANSION JOINT DETAIL
L2.1 SCALE: 1"=1'-0"



3 TYPICAL CONC. WALK EXPANSION/SCORE JOINTS
L2.1 SCALE: FULL SIZE



4 CONC. WALK EXP. JOINT @ BLDG.
L2.1 SCALE: 1"=1'-0"



NO.	DATE	DESCRIPTION

ROSS/FOWLER
Architecture Landscape Architecture
5102 Kingston Pike, Suite 100 Knoxville, Tennessee 37919

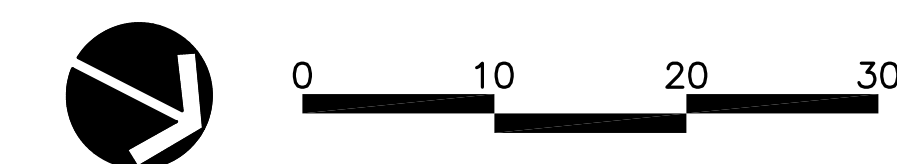
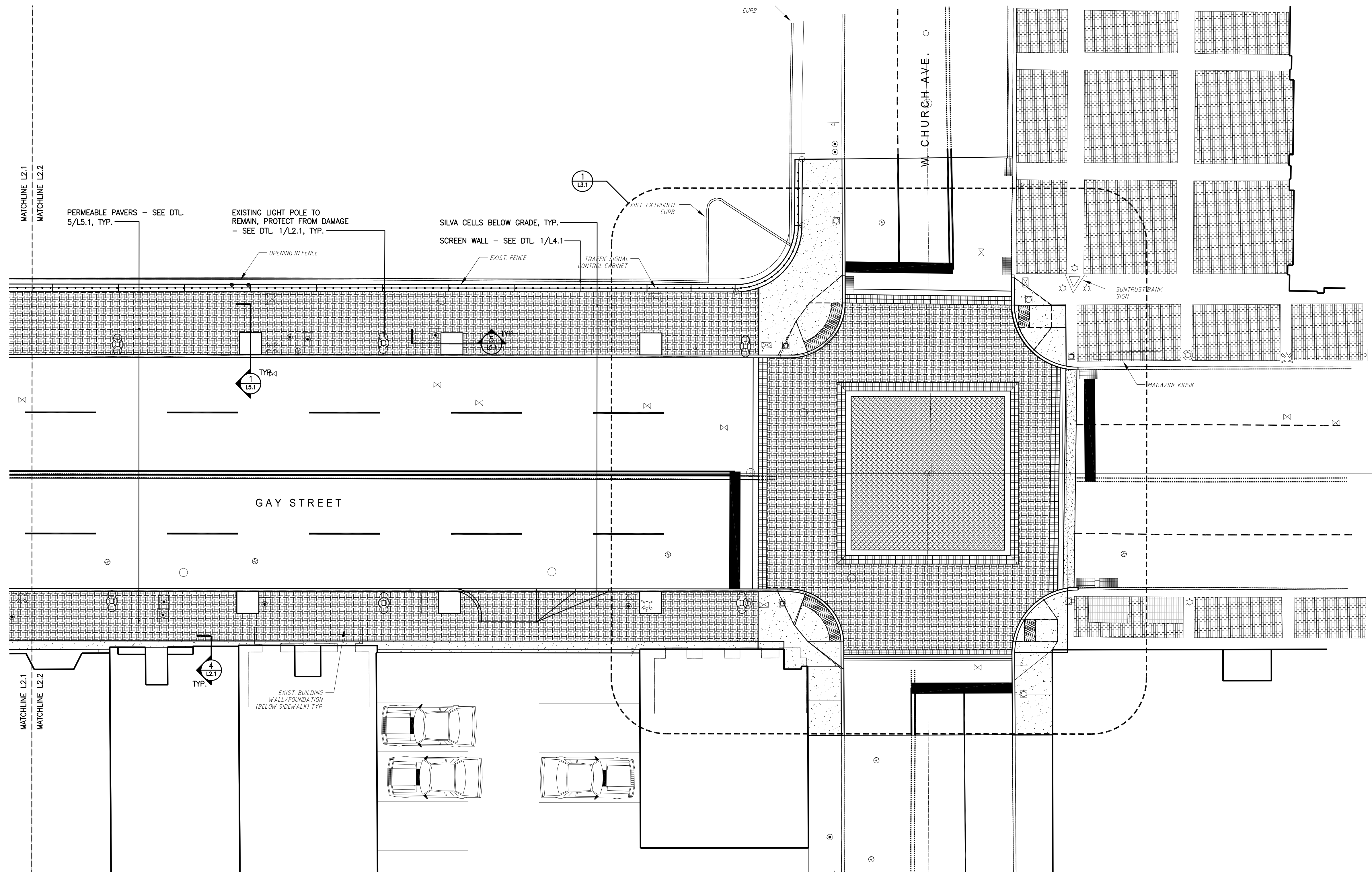
**PROPOSED IMPROVEMENTS
700 BLOCK SOUTH GAY STREET
KNOXVILLE, TENNESSEE**

V&M
Vaughn & Melton
Consulting Engineers, Inc.

KENTUCKY
606-248-6600
TENNESSEE
865-546-5800
NORTH CAROLINA
828-253-2796
SOUTH CAROLINA
864-574-4775
GEORGIA
770-627-3590
www.vaughnmelton.com
Copyright © 2013
All Rights Reserved

DRAWN:
CHECKED:
JOB NO: 51330-41
SCALE: 1" = 20'
DATE: 27 MAR 2015
FILE NAME: 13010L21
DRAWING TITLE:

**FINISHED
SIDEWALK
PLAN**
SHEET OF L2.1
DRAWING NO:



NO.	DATE	REVISIONS DESCRIPTION

ROSS/FOWLER
 Architecture Landscape Architecture
 5102 Kingston Pike, Suite 100 Memphis, Tennessee 38119
 901.521.1100
 Fax 901.521.1101

PROPOSED IMPROVEMENTS
700 BLOCK SOUTH GAY STREET
 KNOXVILLE, TENNESSEE

V&M
Vaughn & Melton
 Consulting Engineers, Inc.

KENTUCKY
606-248-6600

TENNESSEE
865-546-5800

NORTH CAROLINA
828-253-2796

SOUTH CAROLINA
864-574-4775

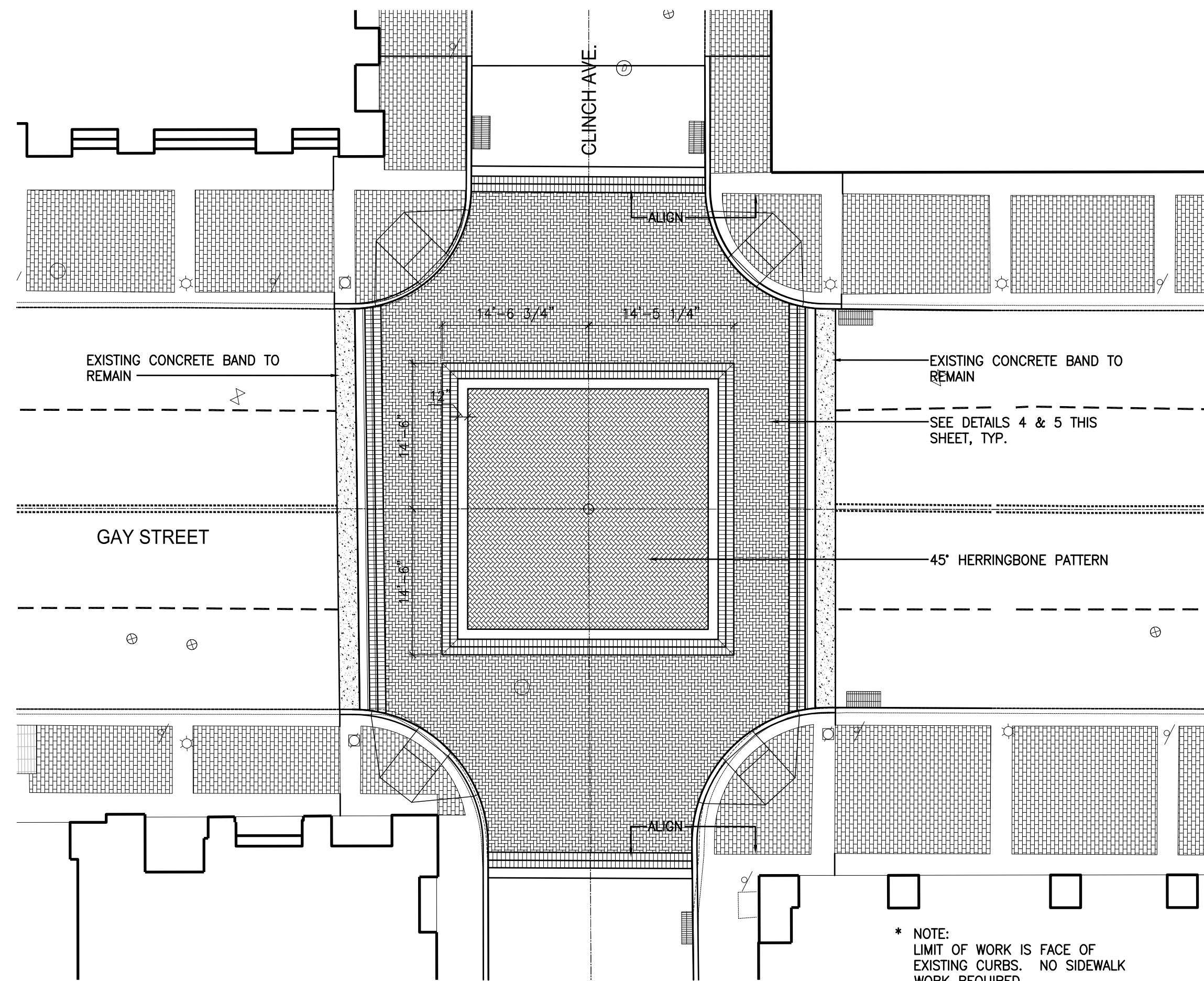
GEORGIA
770-627-3590

www.vaughnmelton.com

Copyright © 2013
All Rights Reserved

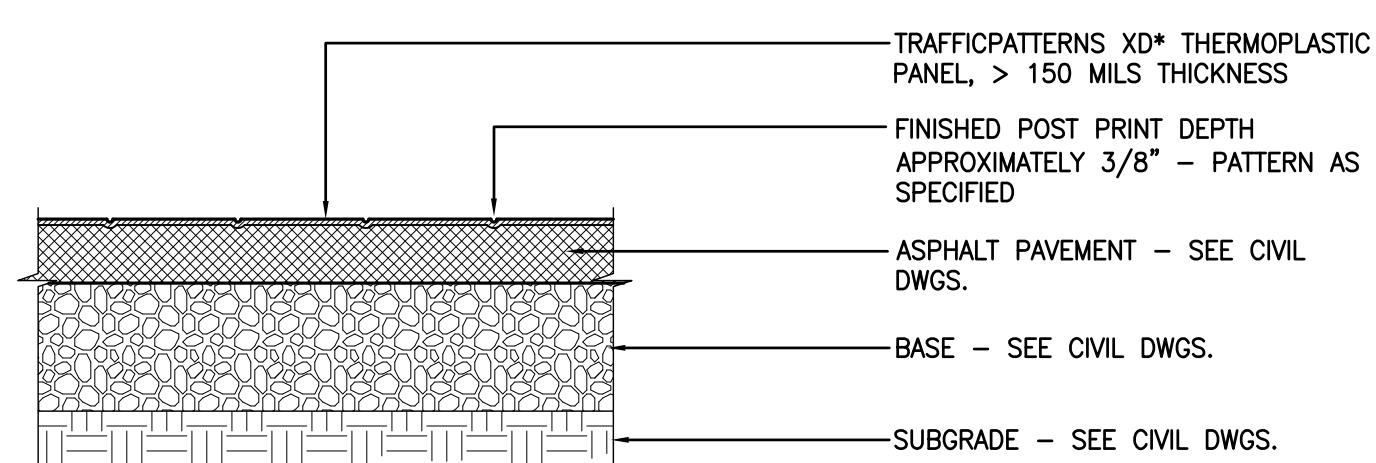
DRAWN:	
CHECKED:	
JOB NO:	51330-41
SCALE:	1" = 20'
DATE:	27 MAR 2015
FILE NAME:	13010L22
DRAWING TITLE:	FINISHED SIDEWALK PLAN

SHEET	DRAWING NO:
OF	L2.2

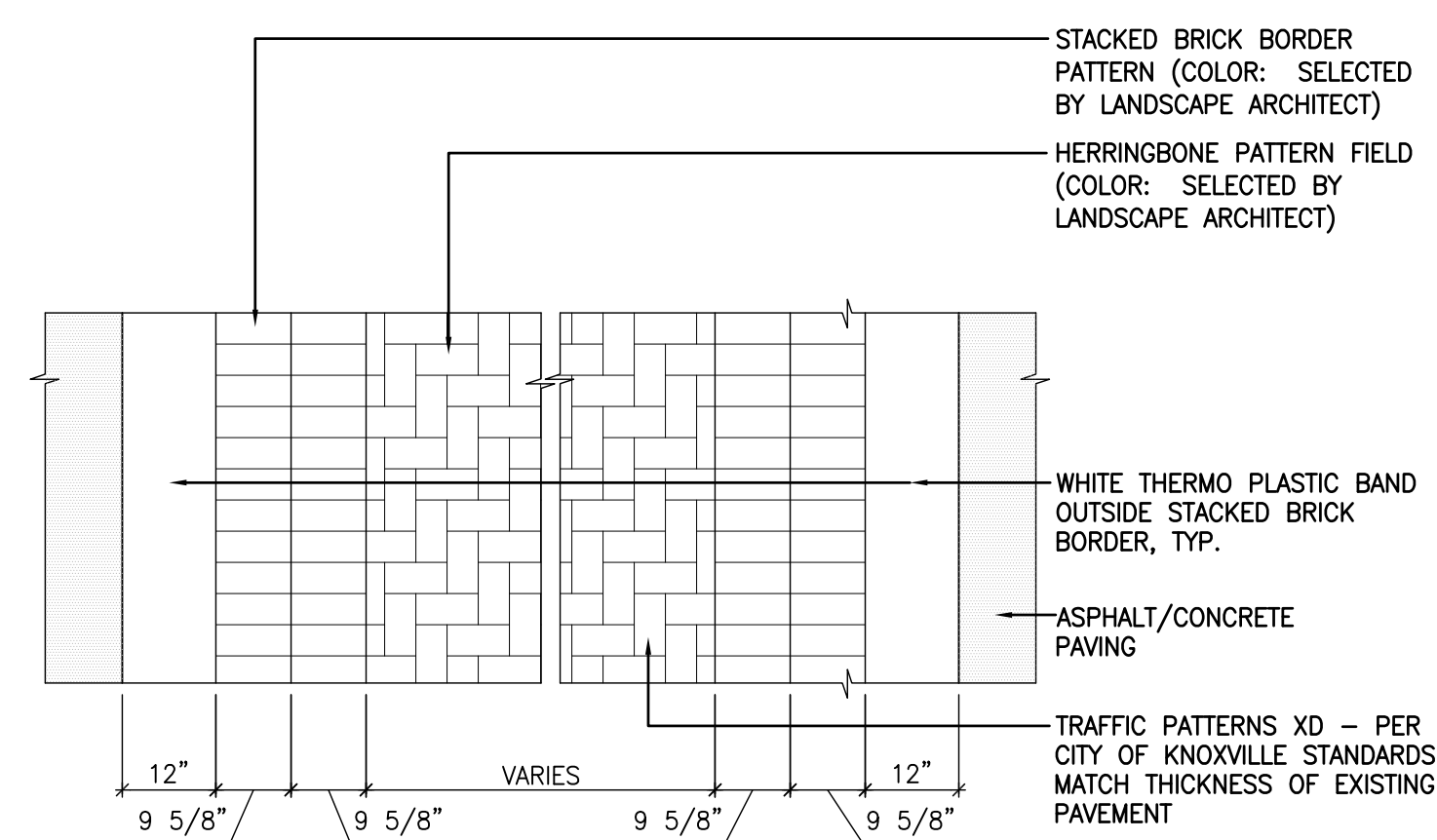


3 FINISHED PLAN - GAY AND CLINCH
L3.1 SCALE: 1"=10'

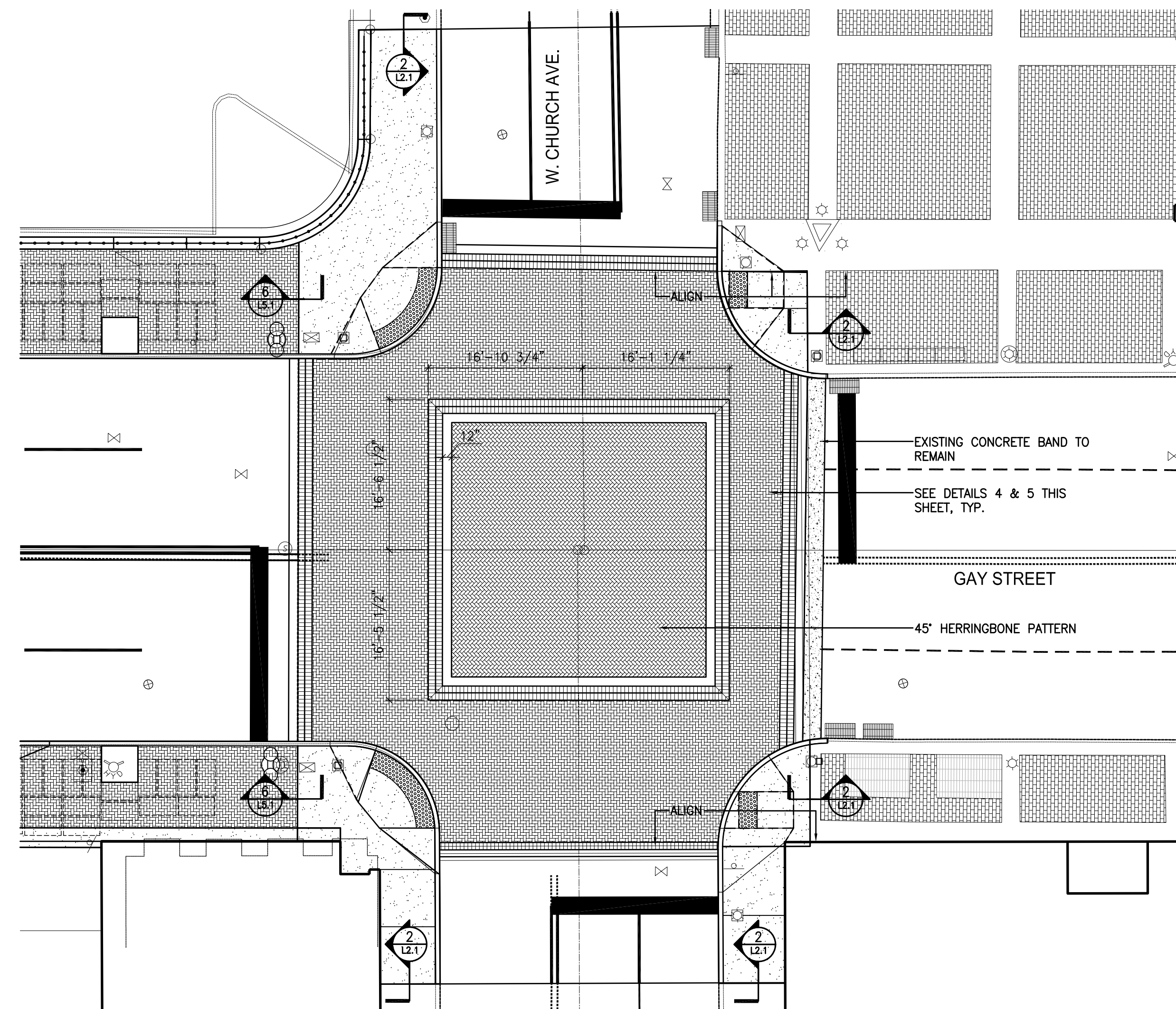
* NOTE:
LIMIT OF WORK IS FACE OF
EXISTING CURBS. NO SIDEWALK
WORK REQUIRED.



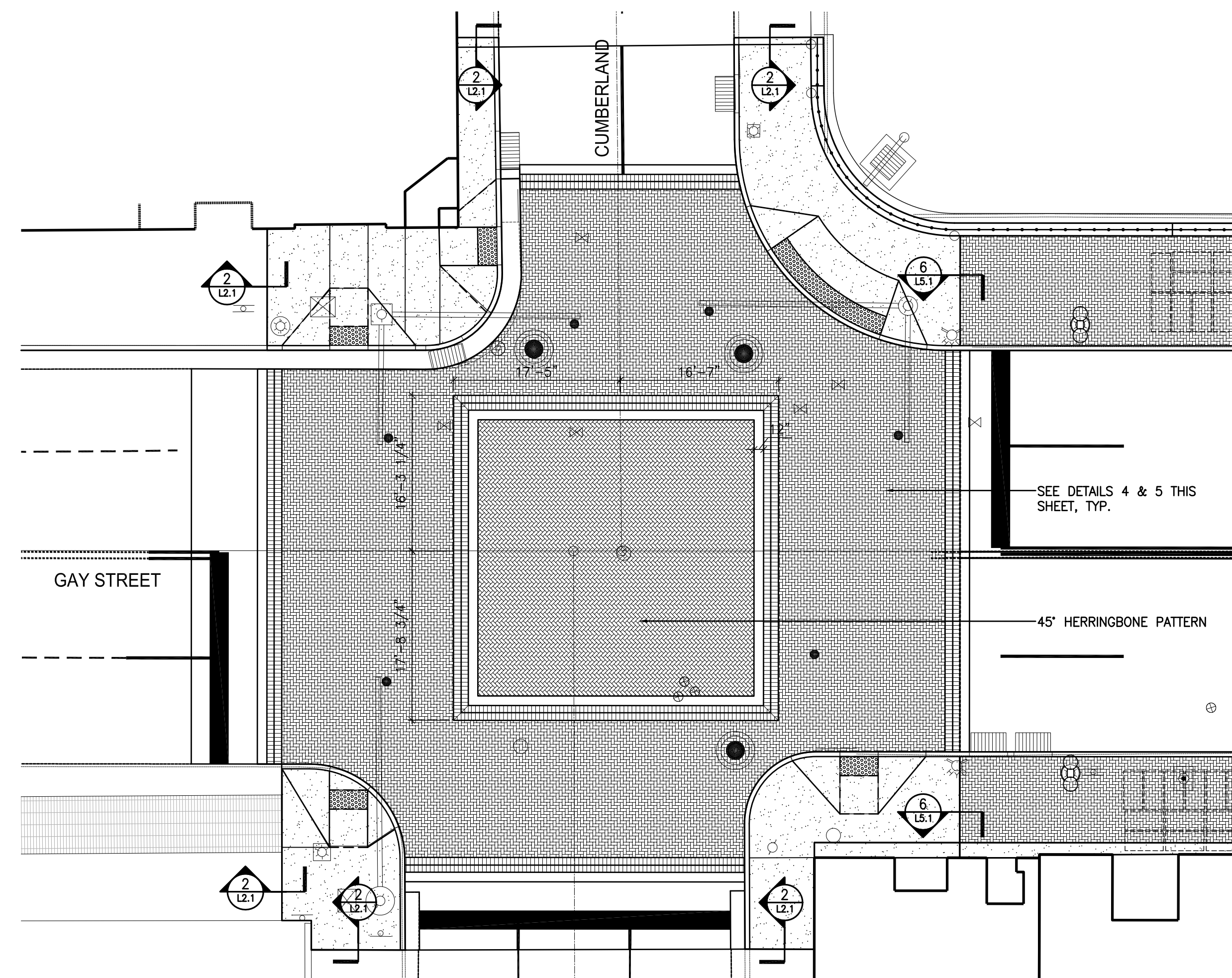
4 TYP. PAVEMENT WITH TRAFFIC PATTERNS XD SECTION
L3.1 SCALE: 1"=1'-0"



5 TYPICAL CROSSWALK PATTERN
L3.1 SCALE: 1/2"=1'-0"



1 FINISHED PLAN - GAY AND CHURCH
L3.1 SCALE: 1"=10'



2 FINISHED PLAN - GAY AND CUMBERLAND
L3.1 SCALE: 1"=10'

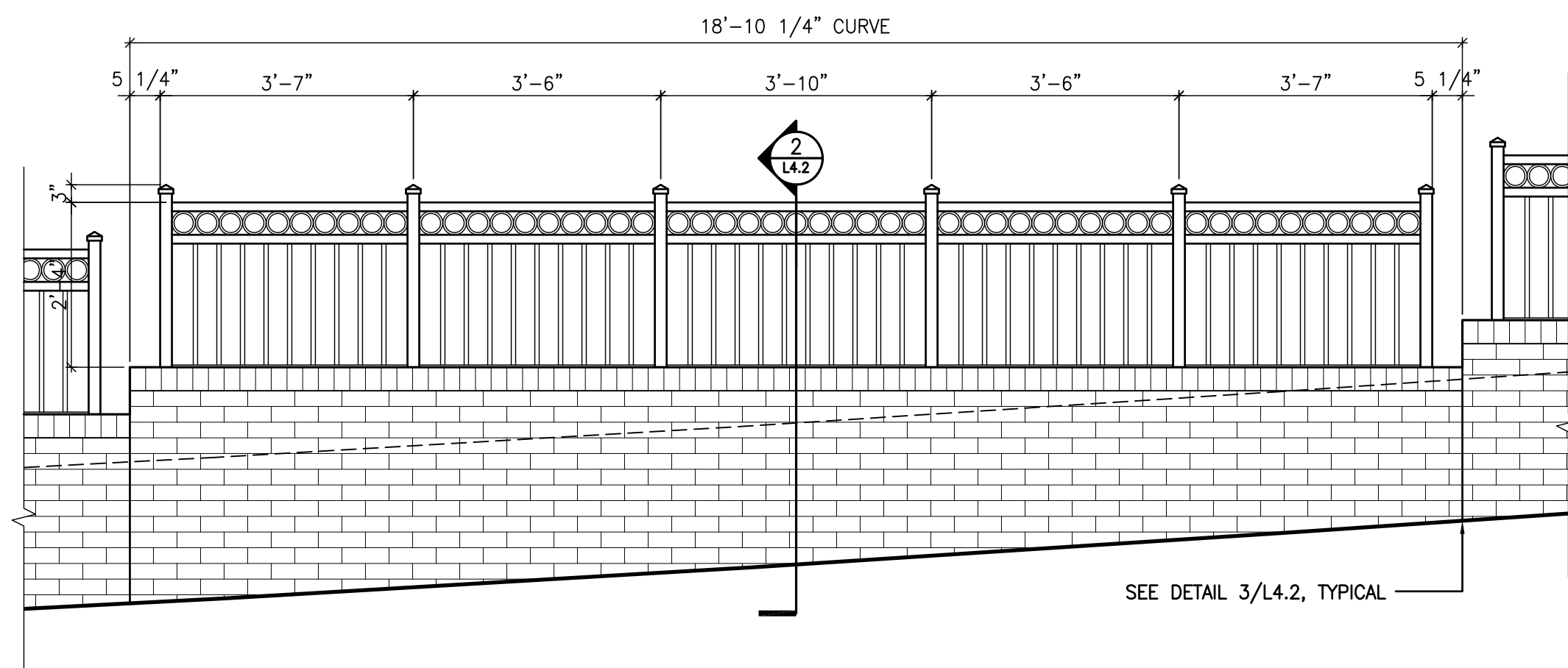
NO.	DATE	REVISIONS DESCRIPTION

ROSS/FOWLER
Architecture Landscape Architecture
5102 Kingston Pike, Suite 100 Knoxville, Tennessee 37919 TEL: 865.591.1100 FAX: 865.591.1101

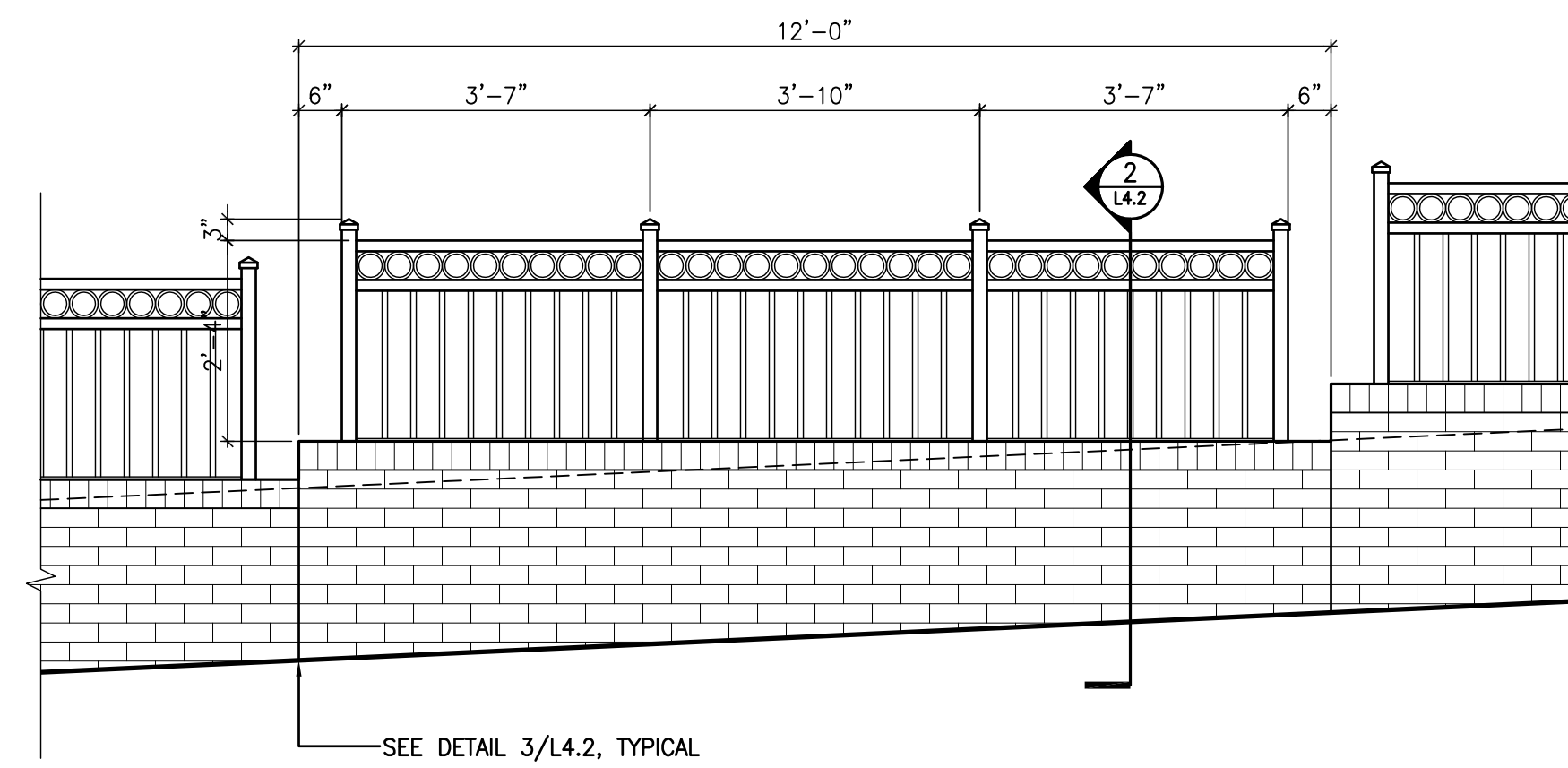
PROPOSED IMPROVEMENTS
700 BLOCK SOUTH GAY STREET
KNOXVILLE, TENNESSEE

V&M
Vaughn & Melton
Consulting Engineers, Inc.
KENTUCKY
606-248-6600
TENNESSEE
865-546-5800
NORTH CAROLINA
828-253-2796
SOUTH CAROLINA
864-574-4775
GEORGIA
770-627-3590
www.vaughnmelton.com
Copyright © 2013
All Rights Reserved

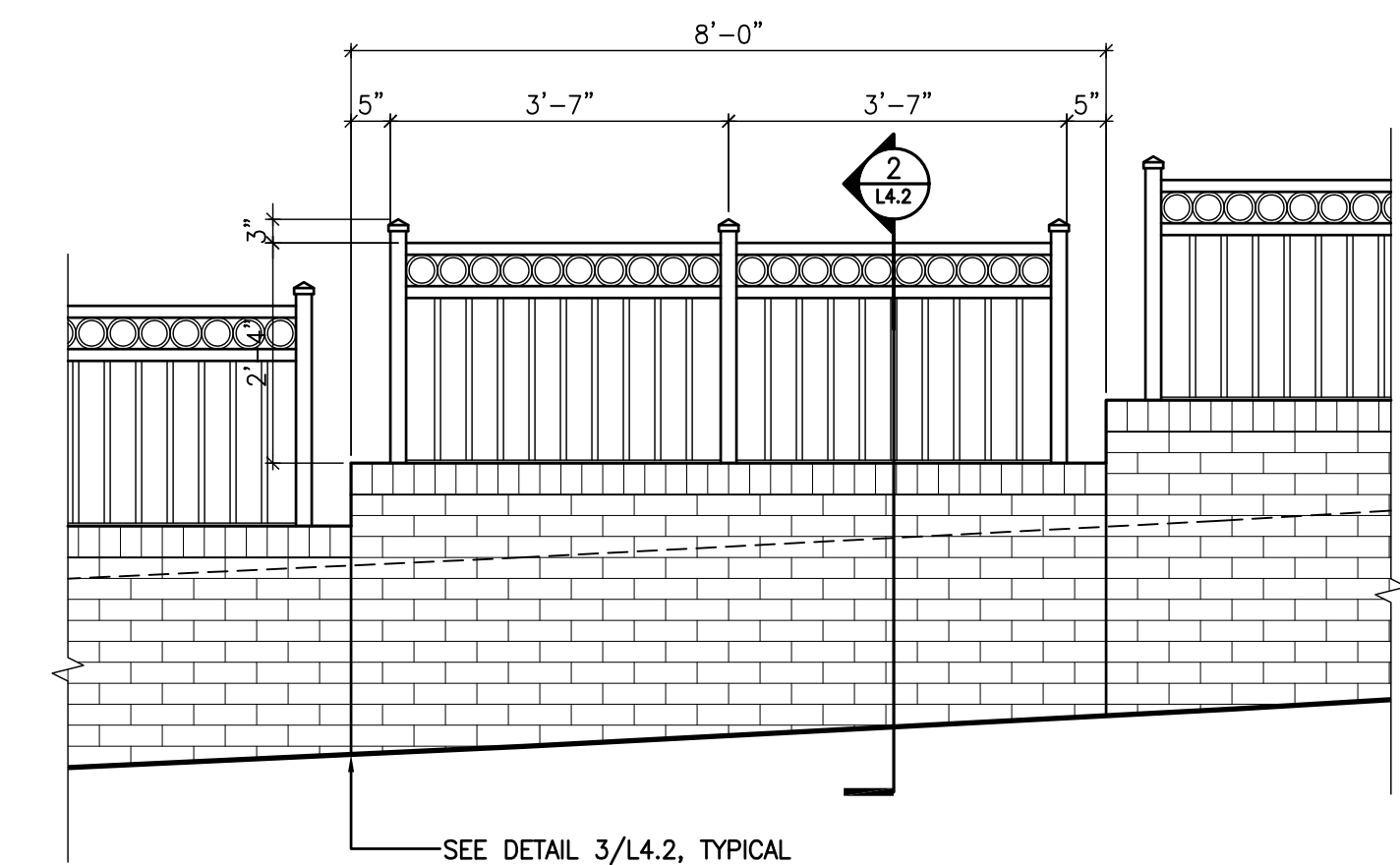
DRAWN:	
CHECKED:	
JOB NO:	51330-41
SCALE:	1" = 10'
DATE:	27 MAR 2015
FILE NAME:	13010L31
DRAWING TITLE:	FINISHED INTERSECTION PLANS
SHEET OF	DRAWING NO: L3.1



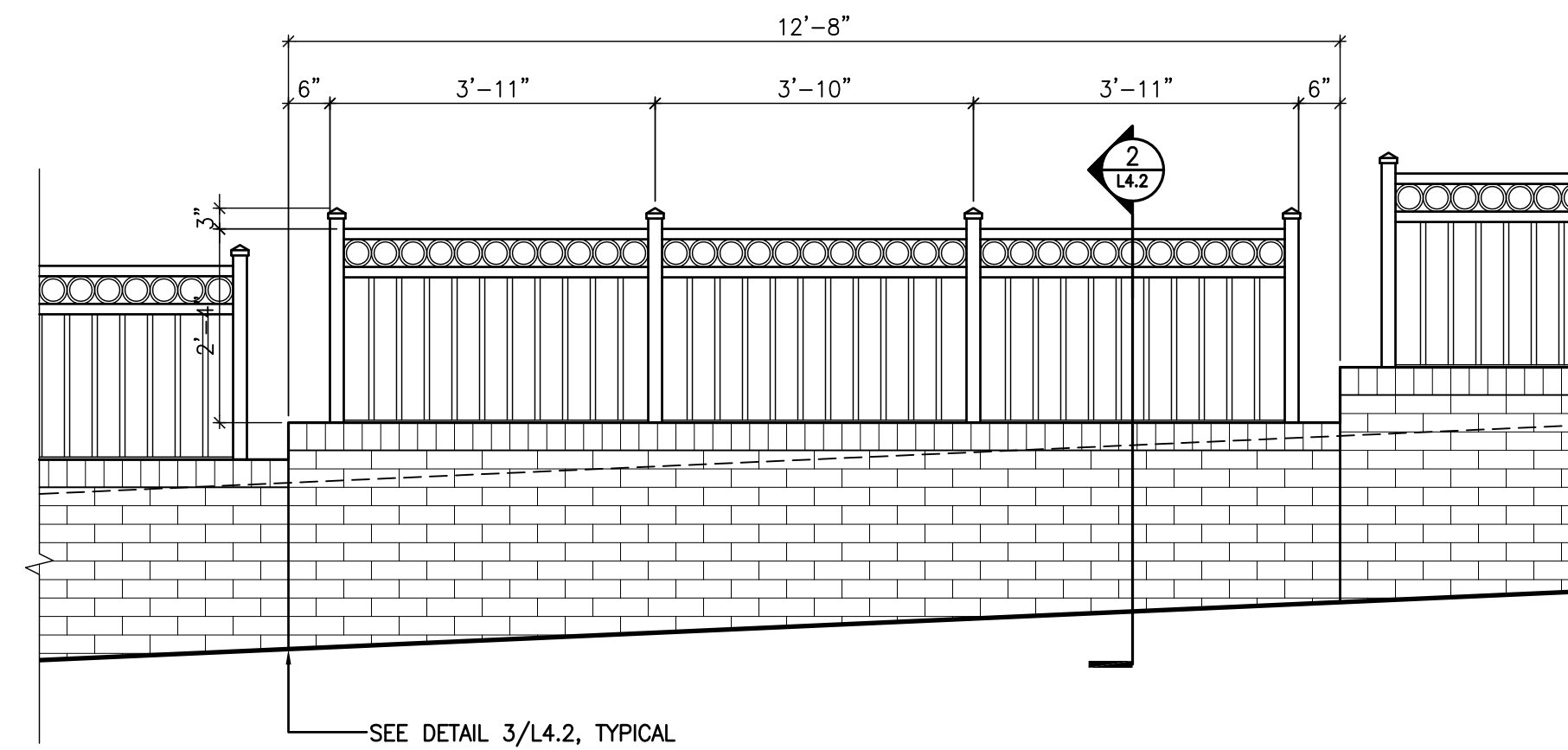
6 WALL PANEL WITH FENCE
L4.1 SCALE: 1/2" = 1'-0"



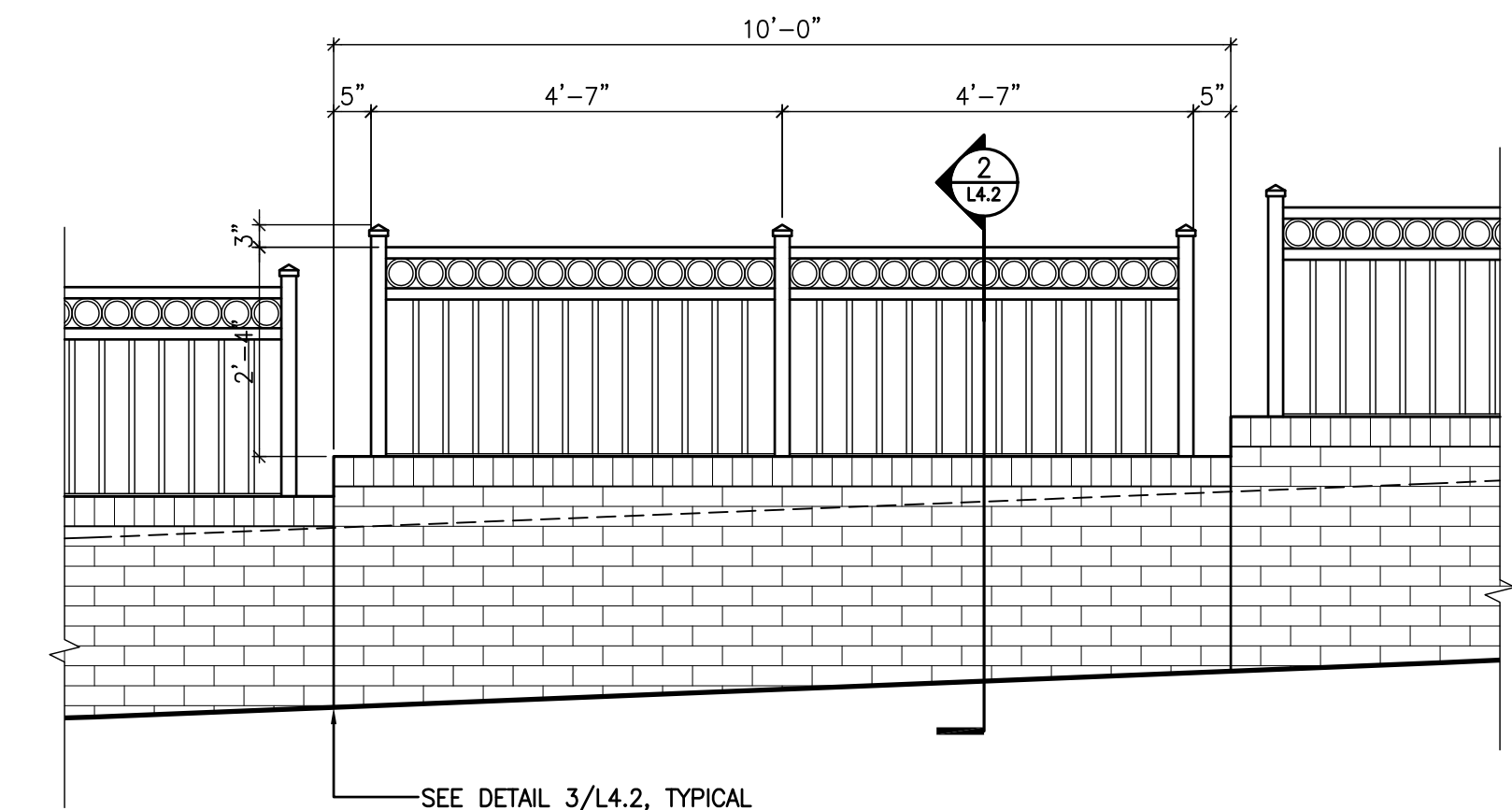
4 12 FT. WIDE WALL PANEL WITH FENCE - TYPICAL FOR 14
L4.1 SCALE: 1/2" = 1'-0"



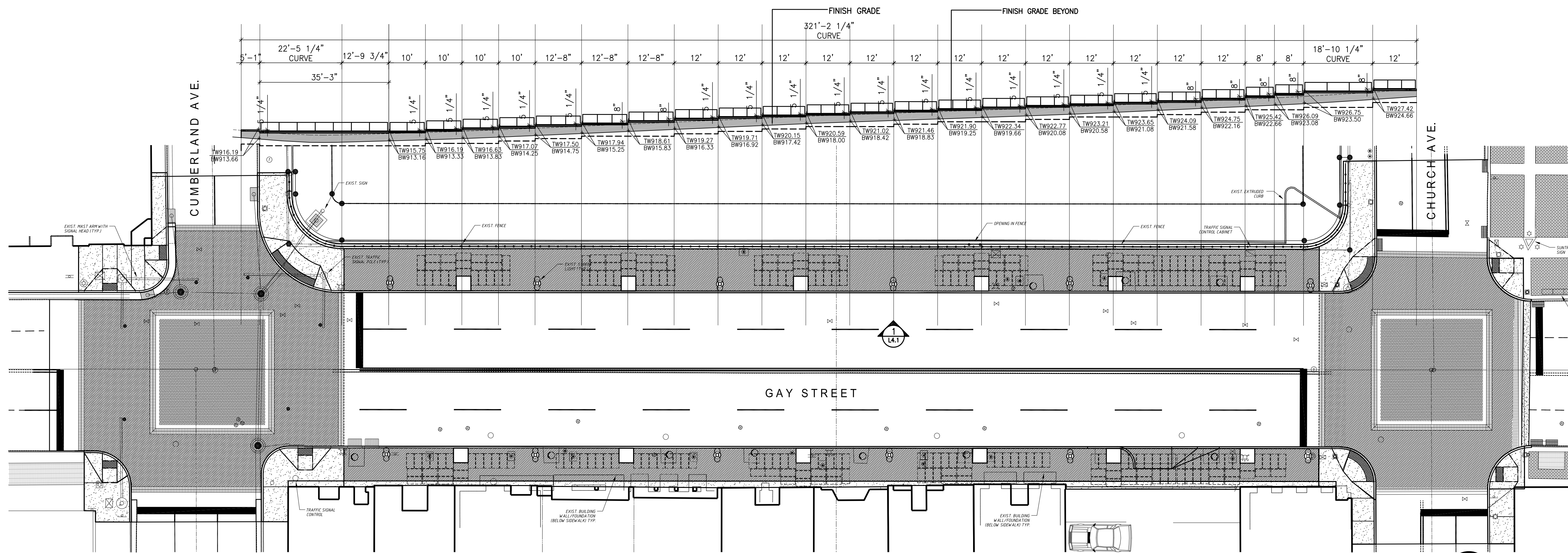
2 8 FT. WIDE WALL PANEL WITH FENCE - TYPICAL FOR 2
L4.1 SCALE: 1/2" = 1'-0"



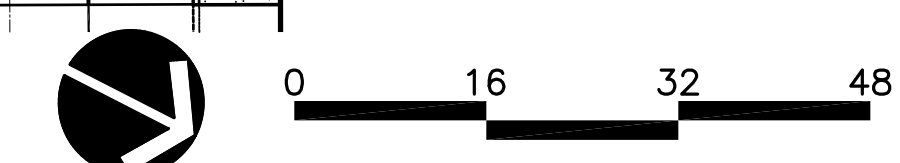
5 12'-8" WALL PANEL WITH FENCE - TYPICAL FOR 3
L4.1 SCALE: 1/2" = 1'-0"



3 10 FT. WIDE WALL PANEL WITH FENCE - TYPICAL FOR 4
L4.1 SCALE: 1/2" = 1'-0"



1 WALL 1 EAST ELEVATION
L4.1 SCALE: 1/16" = 1'-0"



NO.	DATE	DESCRIPTION

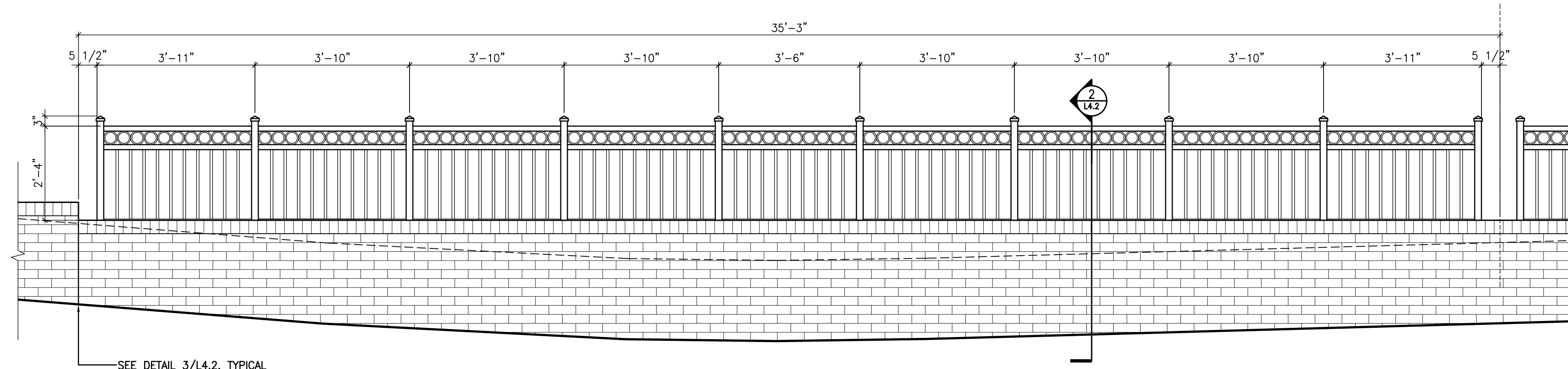
ROSS/FOWLER
Architecture Landscape Architecture
5103 Kingston Pike, Suite 100 Knoxville, Tennessee 37919

PROPOSED IMPROVEMENTS
700 BLOCK SOUTH GAY STREET
KNOXVILLE, TENNESSEE

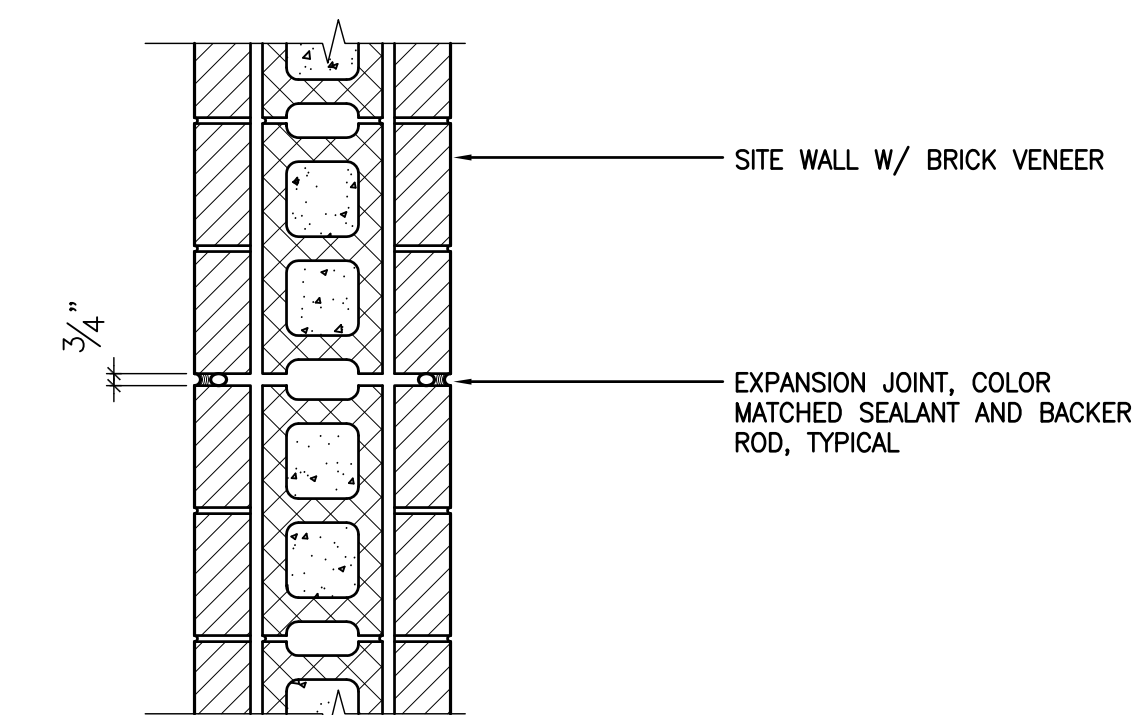
V&M
Vaughn & Melton
Consulting Engineers, Inc.
KENTUCKY
606-248-6600
TENNESSEE
865-546-5800
NORTH CAROLINA
828-253-2796
SOUTH CAROLINA
864-574-4775
GEORGIA
770-627-3590
www.vaughnmelton.com
Copyright © 2013
All Rights Reserved

DRAWN:	
CHECKED:	
JOB NO:	51330-41
SCALE:	VARIES
DATE:	27 MAR 2015
FILE NAME:	13010L41
DRAWING TITLE:	

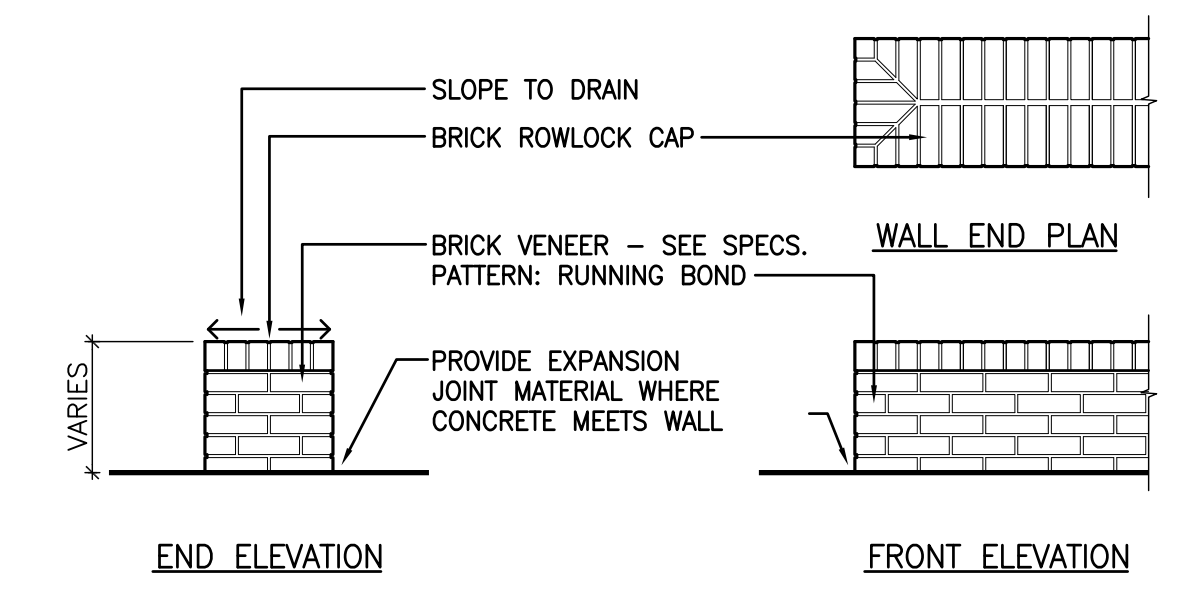
WALL ELEVATIONS
SHEET OF DRAWING NO: L4.1



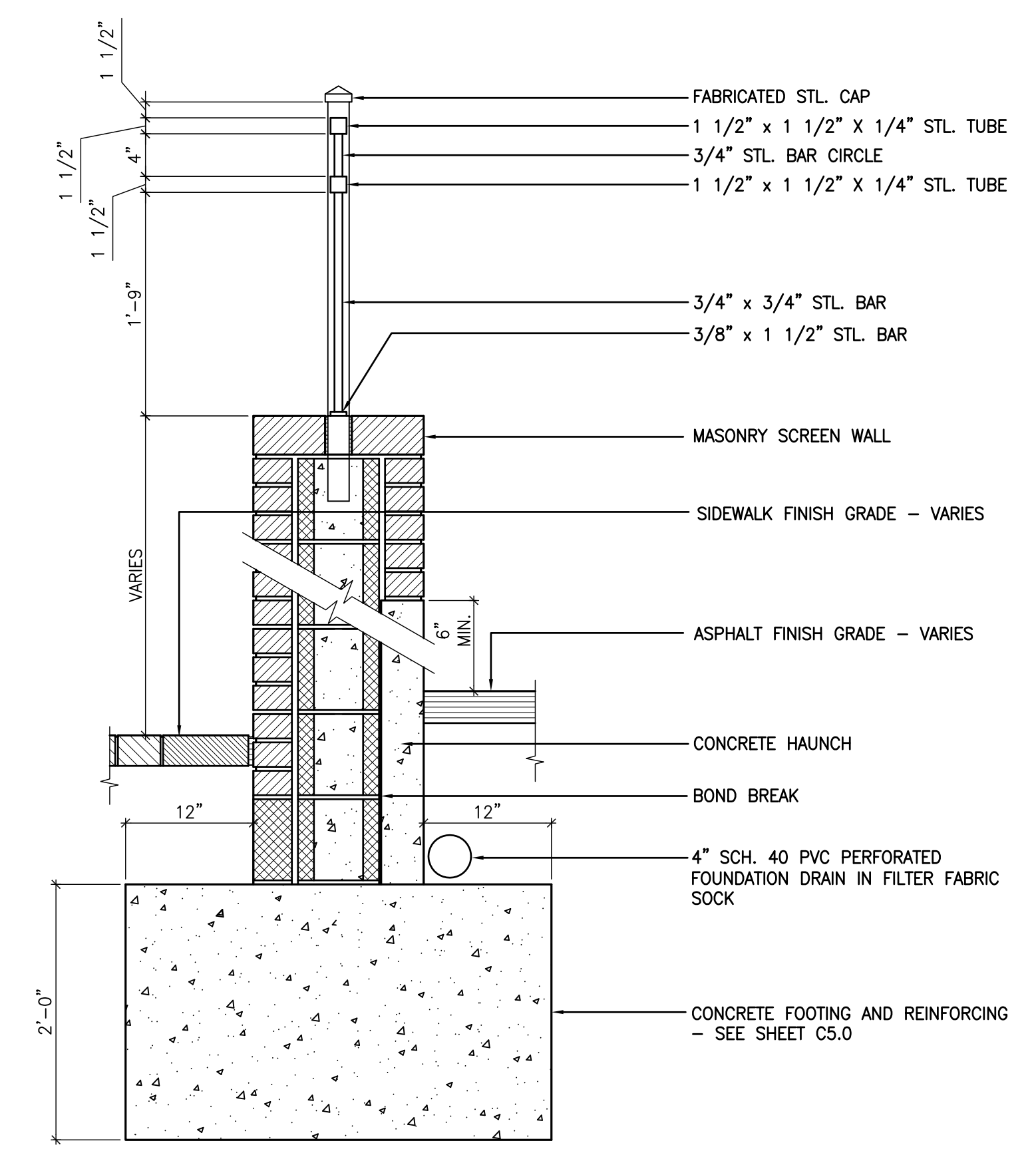
1 WALL PANEL WITH FENCE
L4.2 SCALE: 1/2" = 1'-0" WALL-35-37



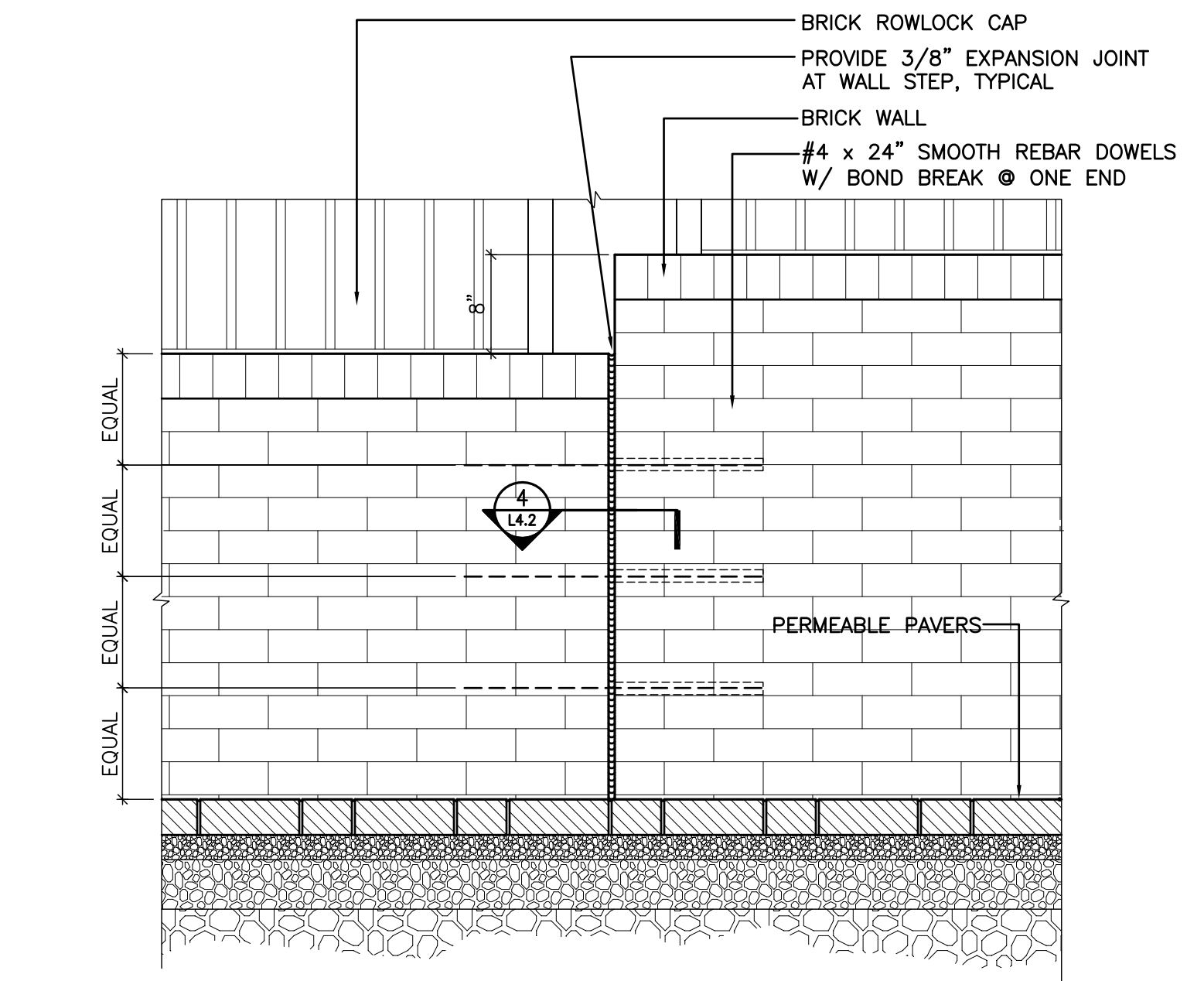
4 TYPICAL WALL EXPANSION JOINT
L4.2 SCALE: 1" = 1'-0" S-28-B



5 TYPICAL BRICK WALL END DETAIL
L4.2 SCALE: 1/2" = 1'-0" S-24-H3



2 TYPICAL WALL SECTION
L4.2 SCALE: 1" = 1'-0" SCREEN WALL SECTION



3 BRICK WALL JOINT DETAIL
L4.2 SCALE: 1" = 1'-0" S-29-C

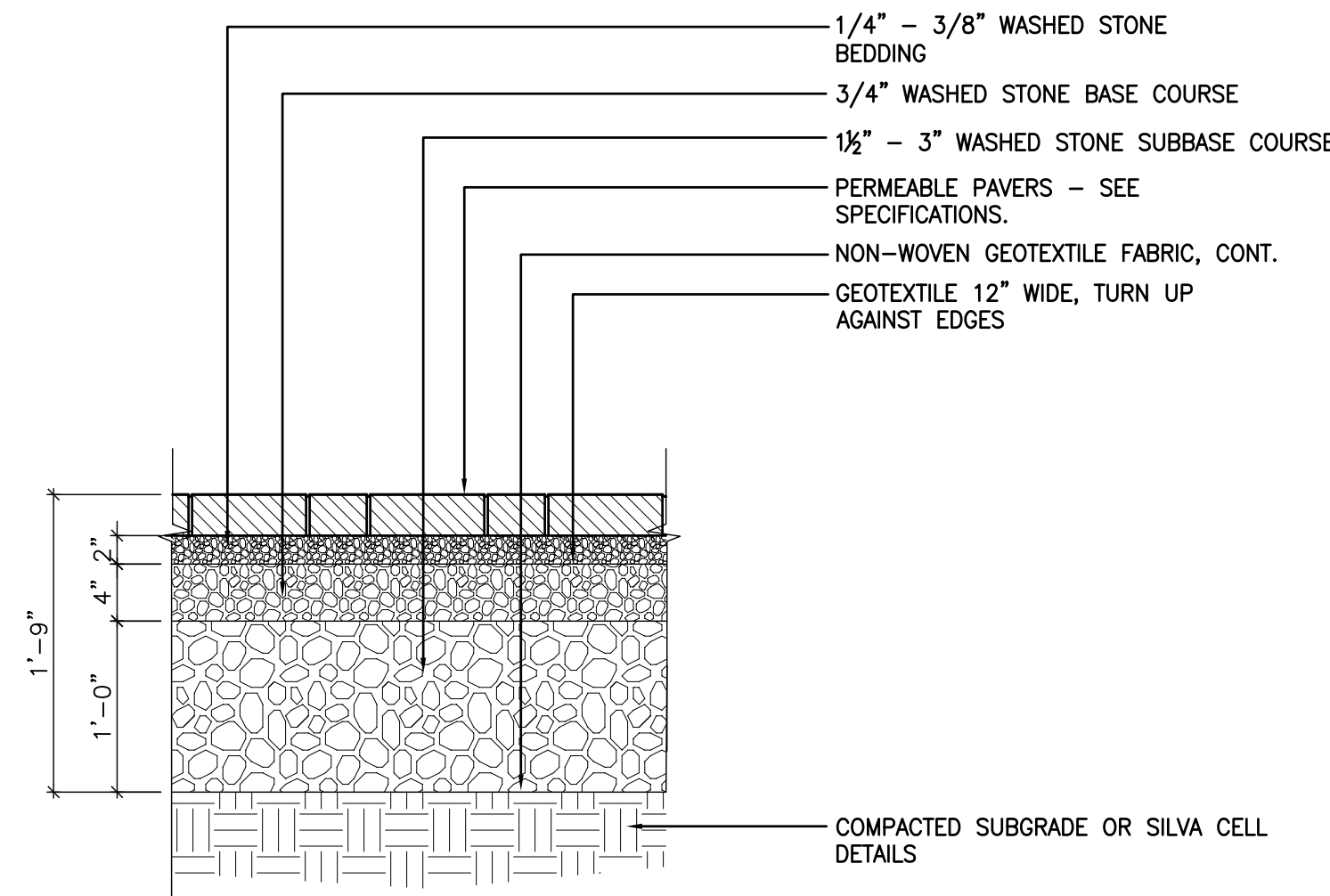
NO.	DATE	DESCRIPTION

ROSS/FOWLER
Architecture Landscape Architecture
5102 Kingston Pike, Suite 100 Knoxville, Tennessee 37919 TEL: 865.591.1100 FAX: 865.591.1101

PROPOSED IMPROVEMENTS
700 BLOCK SOUTH GAY STREET
KNOXVILLE, TENNESSEE

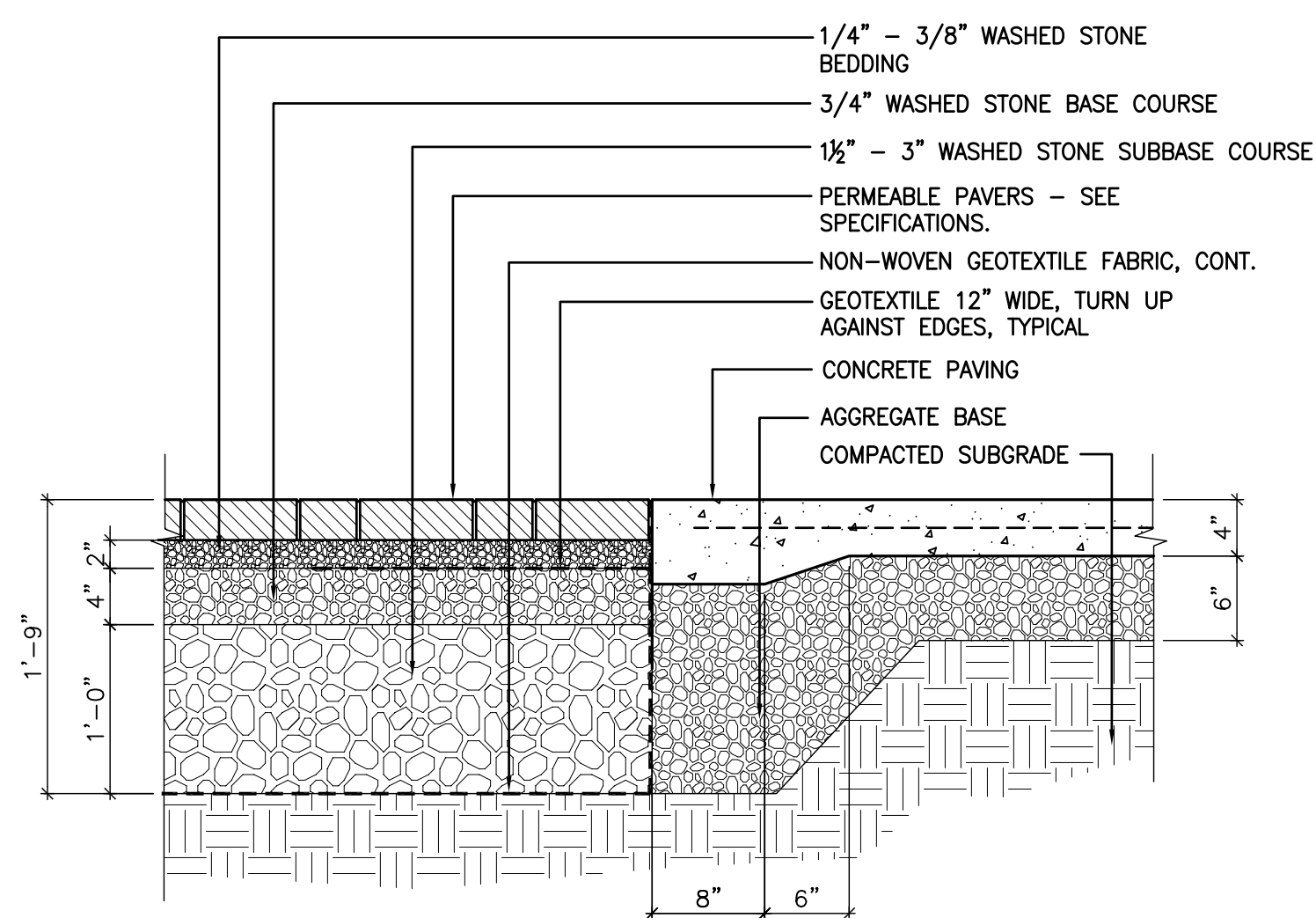
V&M
Vaughn & Melton
Consulting Engineers, Inc.
KENTUCKY
606-248-6600
TENNESSEE
865-546-5800
NORTH CAROLINA
828-253-2796
SOUTH CAROLINA
864-574-4775
GEORGIA
770-627-3590
www.vaughnmelton.com
Copyright © 2013
All Rights Reserved

DRAWN:	
CHECKED:	
JOB NO:	51330-41
SCALE:	VARIES
DATE:	27 MAR 2015
FILE NAME:	13010L41
DRAWING TITLE:	WALL ELEVATION & DETAILS
SHEET OF	DRAWING NO. L4.2



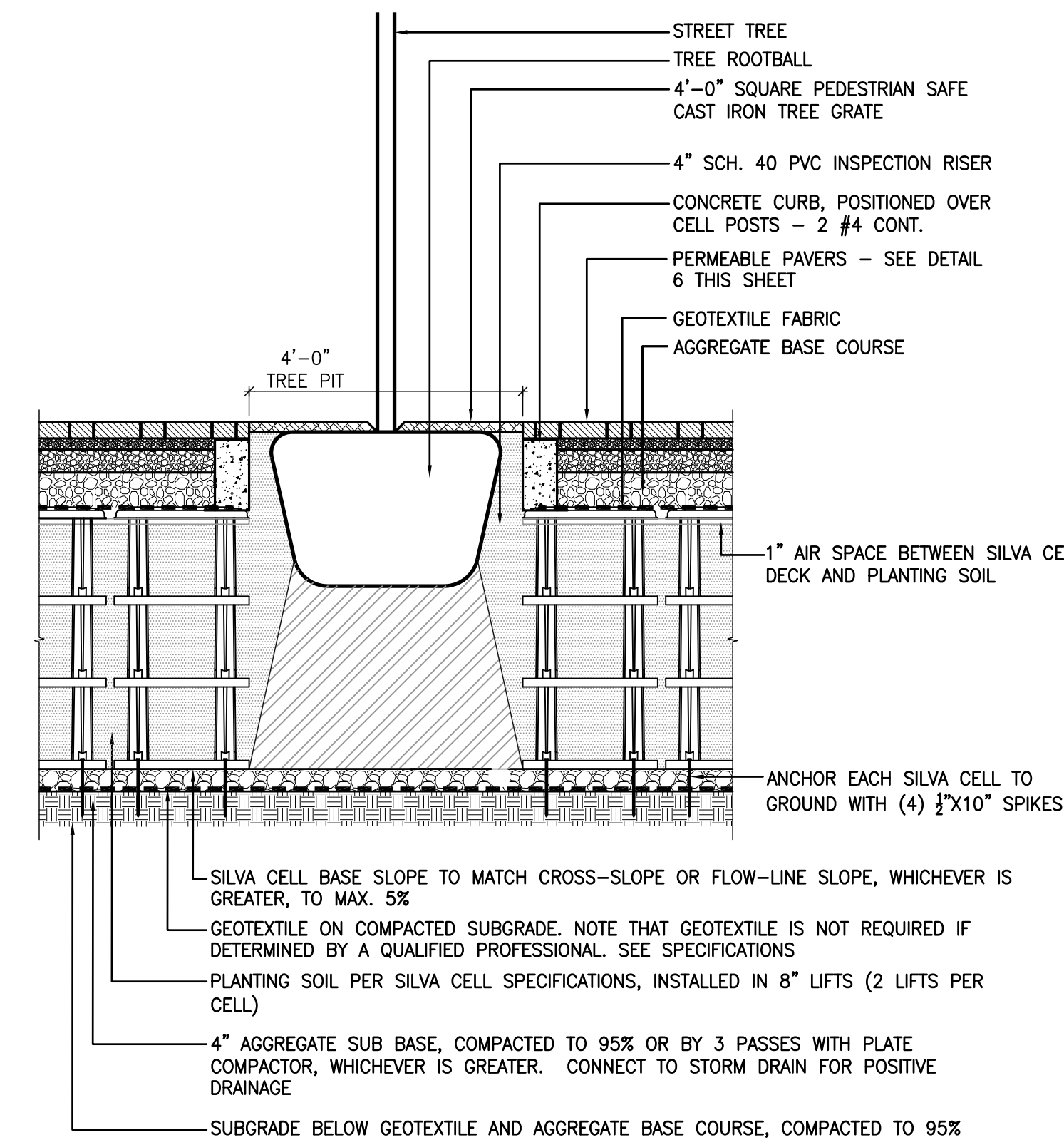
5 TYPICAL PERMEABLE PAVERS SECTION

L5.1 SCALE: 1" = 1'-0"



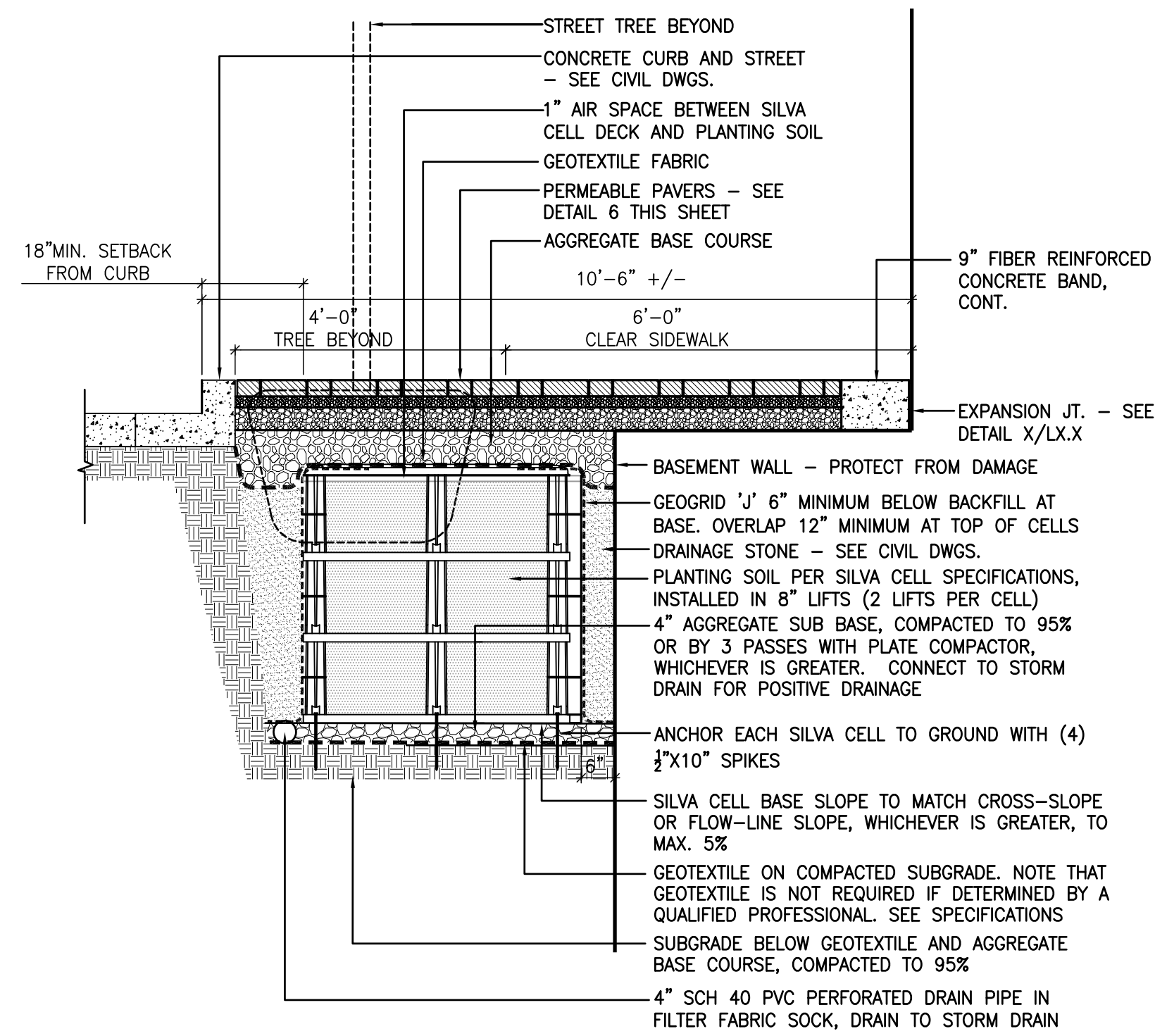
6 PERMEABLE PAVERS @ CONCRETE SIDEWALK

L5.1 SCALE: 1" = 1'-0"



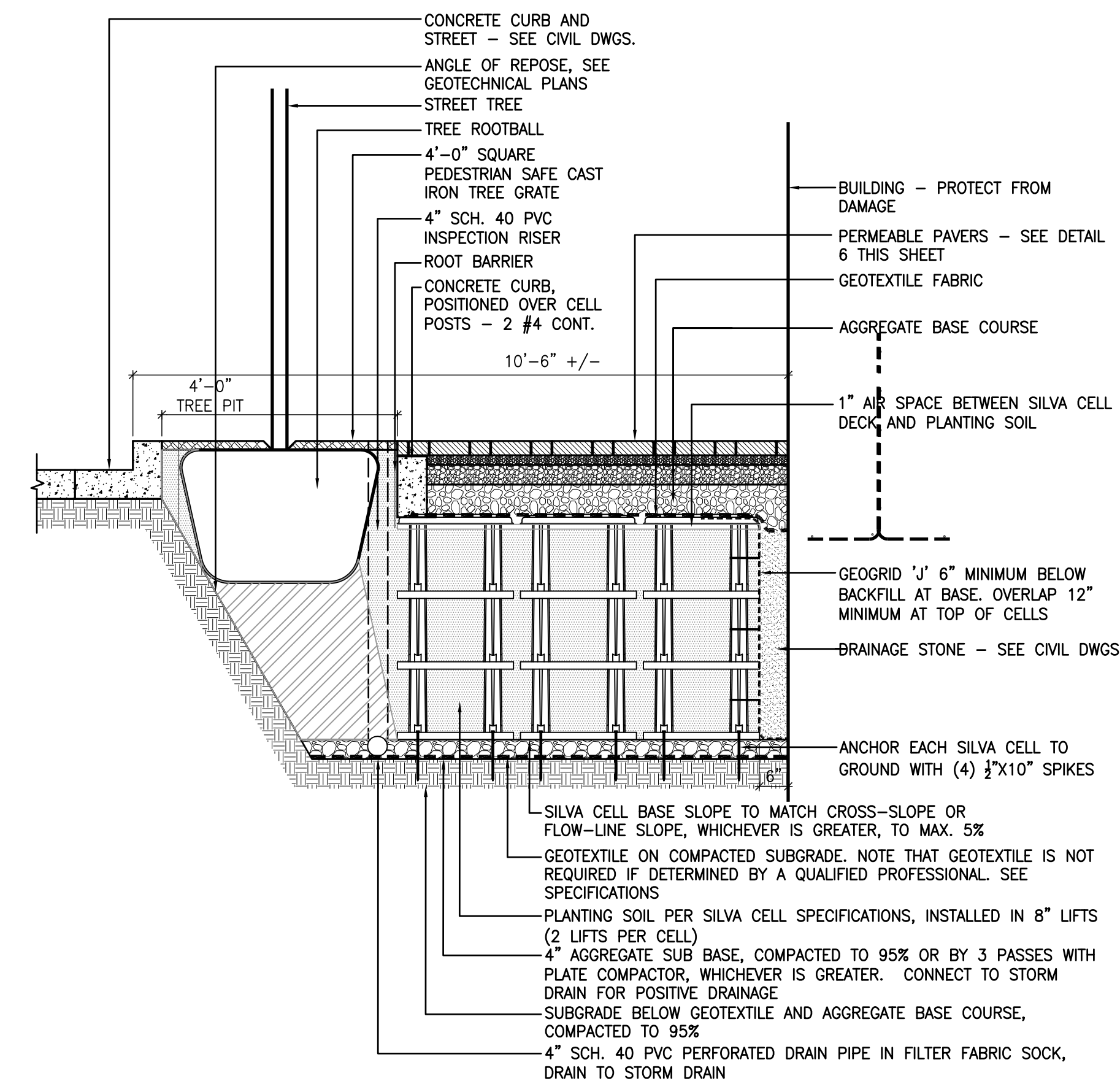
7 TYPICAL SILVA CELL SECTION AT TREE GRATE

L5.1 SCALE: 1/2" = 1'-0"



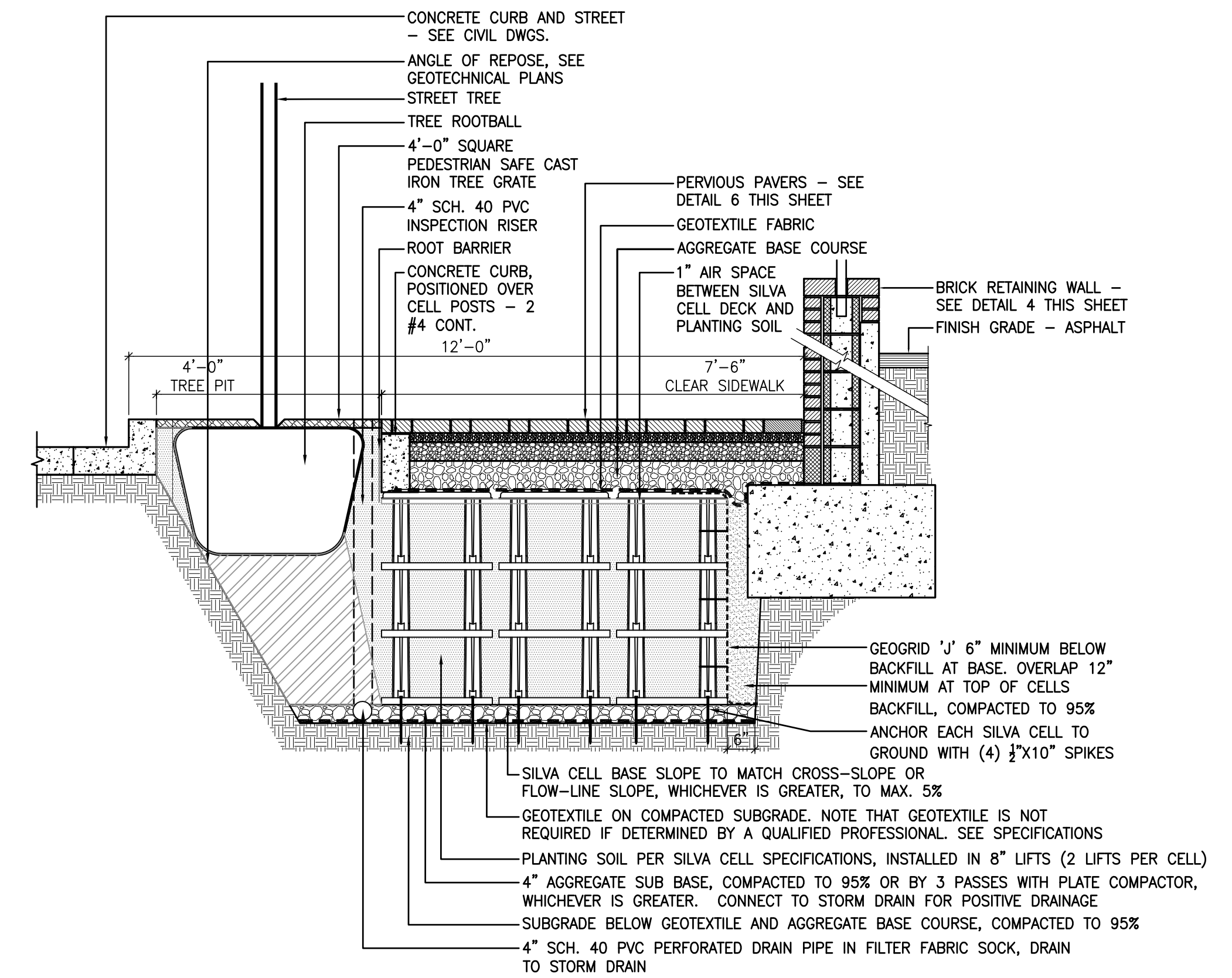
3 TYPICAL SILVA CELL SECTION AT TREE & BASEMENT

L5.1 SCALE: 1/2" = 1'-0"



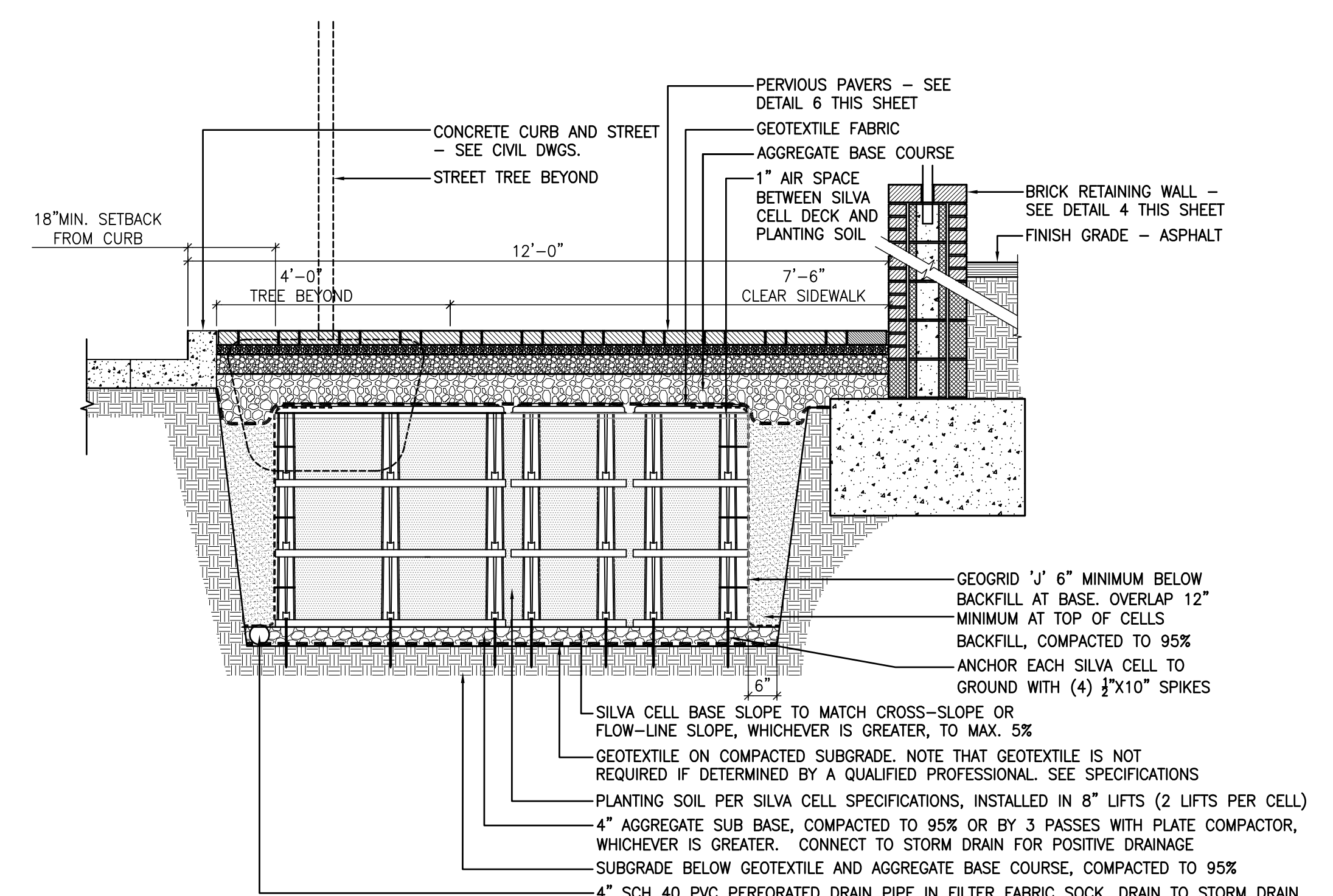
4 TYPICAL SILVA CELL SECTION AT TREE & BASEMENT

L5.1 SCALE: 1/2" = 1'-0"



1 TYPICAL SILVA CELL SECTION AT TREE

L5.1 SCALE: 1/2" = 1'-0"



2 TYPICAL SILVA CELL SECTION AT TREE BEYOND

L5.1 SCALE: 1/2" = 1'-0"

NO.	DATE	DESCRIPTION

ROSS/FOWLER
 Architecture Landscape Architecture
 5102 Kingston Pike, Suite 100 Knoxville, Tennessee 37919
 865.521.1100 Fax 865.521.1101

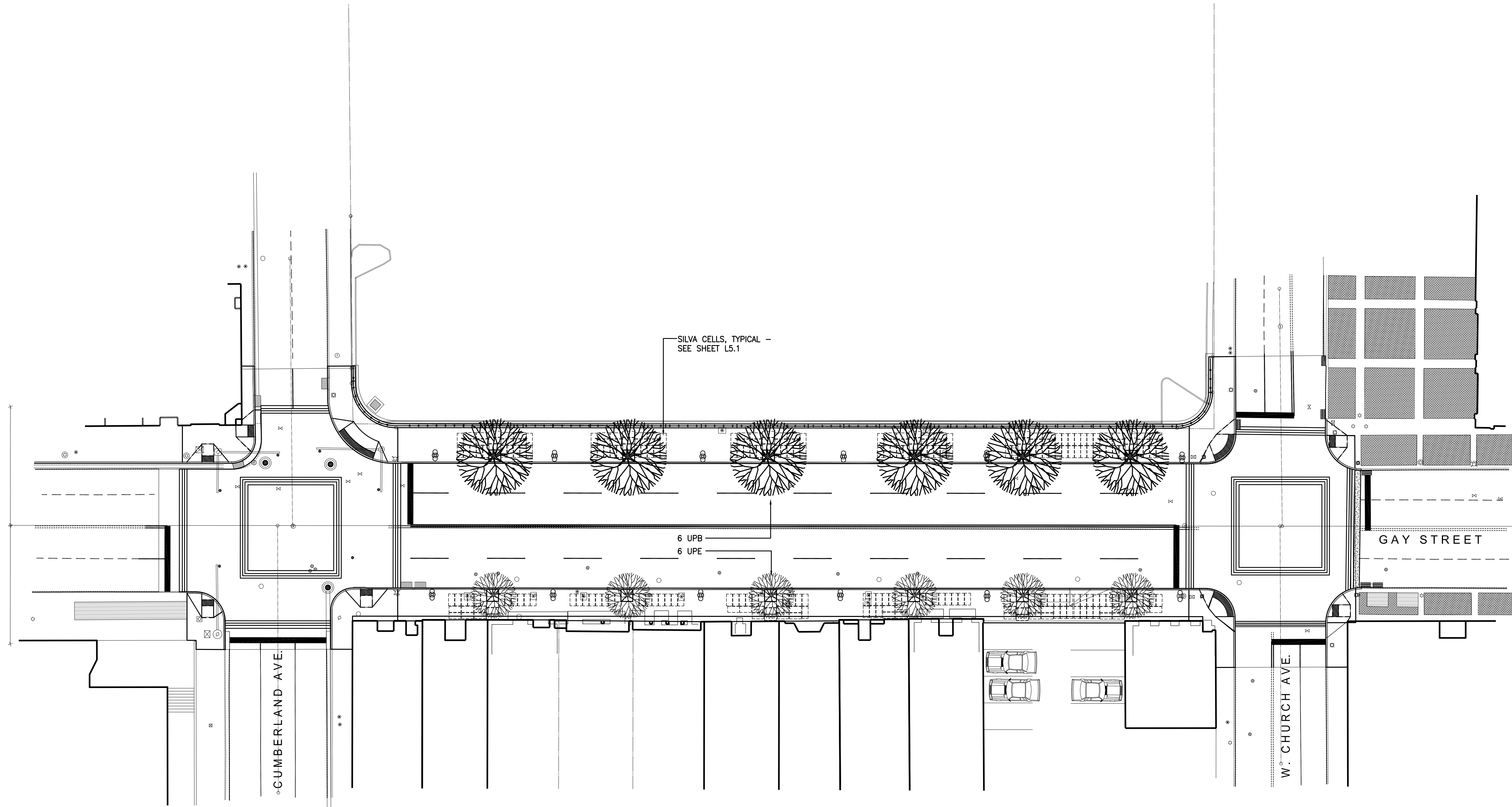
PROPOSED IMPROVEMENTS
700 BLOCK SOUTH GAY STREET
 KNOXVILLE, TENNESSEE

V&M
Vaughn & Melton
 Consulting Engineers, Inc.
 KENTUCKY
 606-248-6600
 TENNESSEE
 865-546-5800
 NORTH CAROLINA
 828-253-2796
 SOUTH CAROLINA
 864-574-4775
 GEORGIA
 770-627-3590
 www.vaughnmelton.com
 Copyright © 2013
 All Rights Reserved

DRAWN:	
CHECKED:	
JOB NO:	51330-41
SCALE:	AS SHOWN
DATE:	27 MAR 2015
FILE NAME:	13010L51
DRAWING TITLE:	SITE DETAILS

SHEET	DRAWING NO:
OF	L5.1

PLANT LIST								
TYPE	KEY	BOTANICAL NAME	COMMON NAME	SPREAD	HEIGHT	ROOT	REMARKS	QUANTITY
TREES								
	UPB	ULMUS PARVIFOLIA 'BOSQUE'	BOSQUE ELM	4" CAL.	18' HGT.	B&B	HEAVY MATCHED SPECIMEN, BRANCHED @ 6'-0"	6
	UPE	ULMUS PARVIFOLIA 'EVERCLEAR'	EVERCLEAR ELM	4" CAL.	16' HGT.	B&B	HEAVY MATCHED SPECIMEN, BRANCHED @ 6'-0"	6

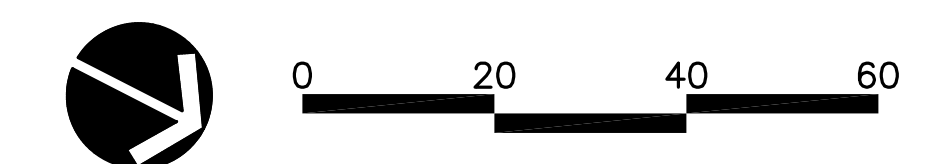


NO.	DATE	REVISIONS
		DESCRIPTION

ROSS/FOWLER
 Architecture Landscape Architecture
 5102 Kingston Pike, Suite 100 Knoxville, Tennessee 37919
 865.581.1100 Fax 865.581.1101

PROPOSED IMPROVEMENTS
700 BLOCK SOUTH GAY STREET
 KNOXVILLE, TENNESSEE

V&M
Vaughn & Melton
 Consulting Engineers, Inc.
 KENTUCKY
 606-248-6600
 TENNESSEE
 865-546-5800
 NORTH CAROLINA
 828-253-2796
 SOUTH CAROLINA
 864-574-4775
 GEORGIA
 770-627-3590
 www.vaughnmelton.com
 Copyright © 2013
 All Rights Reserved



DRAWN:
CHECKED:
JOB NO: 51330-41
SCALE: 1" = 20'
DATE: 27 MAR 2015
FILE NAME: 13010L61
DRAWING TITLE:

PLANTING PLAN	
SHEET	DRAWING NO:
OF	L6.1



EXISTING CONDITIONS – GAY @ CLINCH



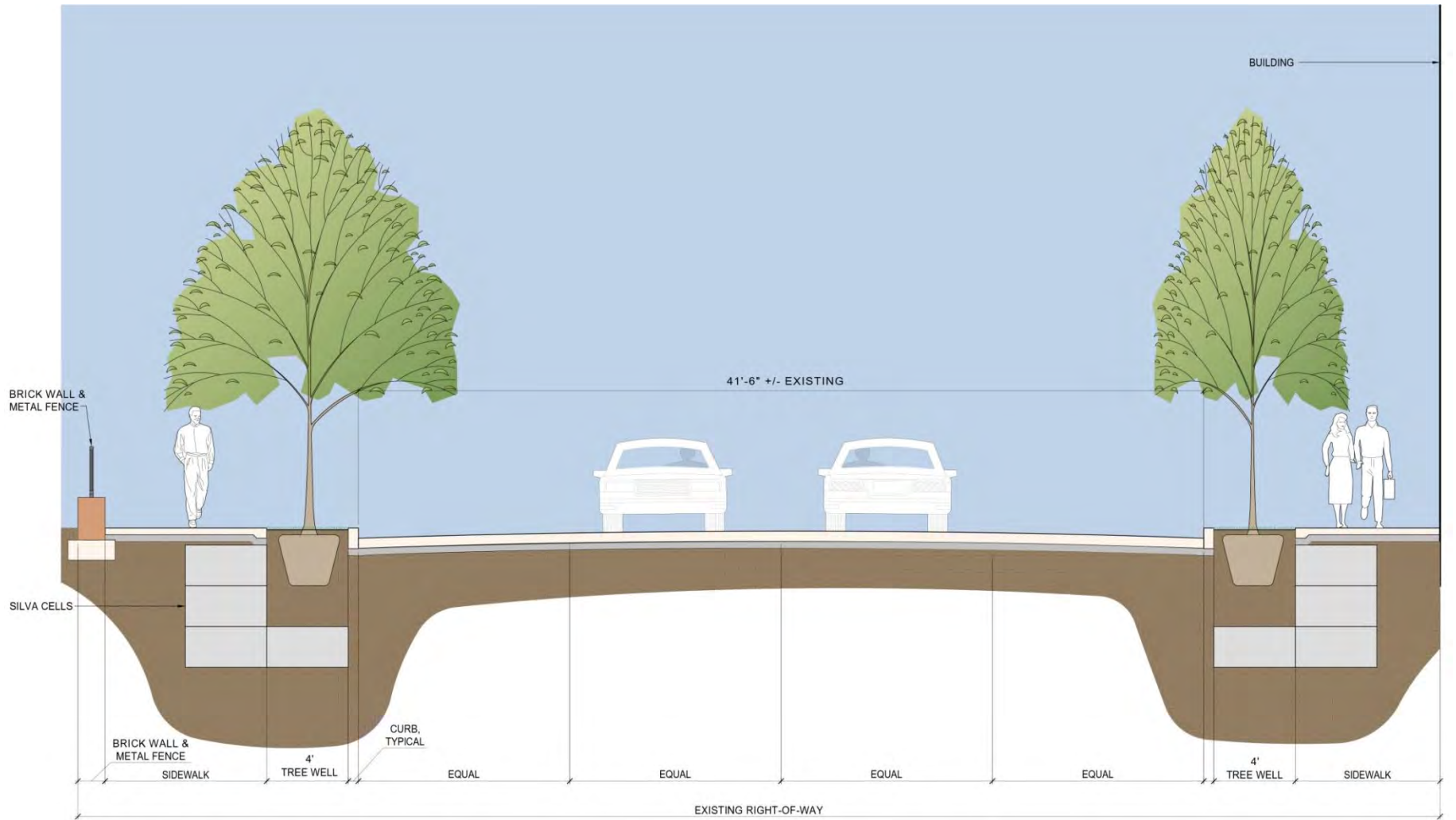
EXISTING CONDITIONS – GAY @ CHURCH



EXISTING CONDITIONS – EAST SIDE



EXISTING CONDITIONS – WEST SIDE



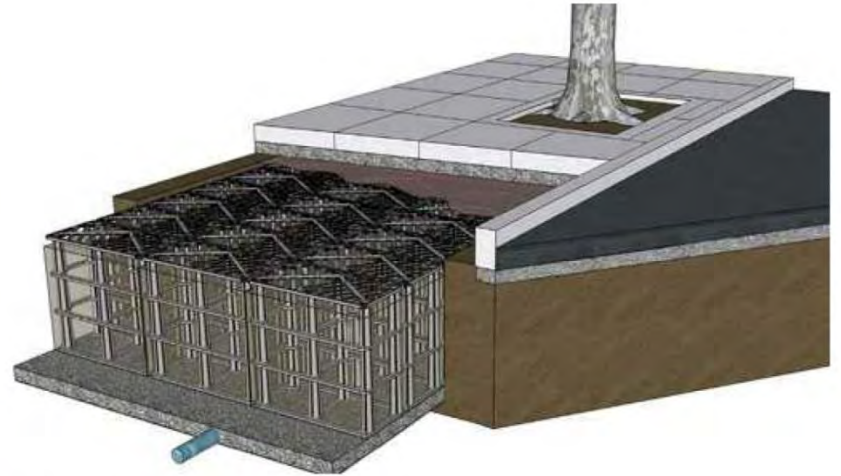
NORTHBOUND GAY STREET SECTION



BOSQUE ELM



EVERCLEAR ELM



SILVA CELLS IN SIDEWALK



SCREEN WALL



PERMEABLE PAVERS



STAMPED CONCRETE

MATERIALS



700 BLOCK STREETScape