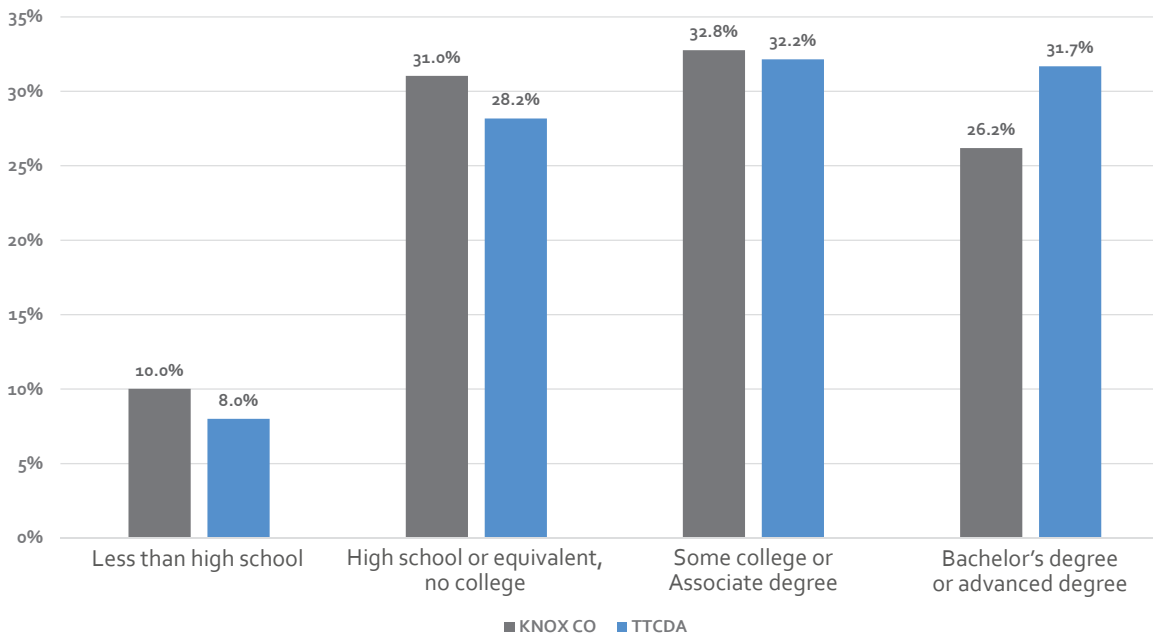


ECONOMIC ANALYSIS: 2005-2015

Comparisons between the Tennessee Technology Corridor Development Authority (TTCDA) area and Knox County

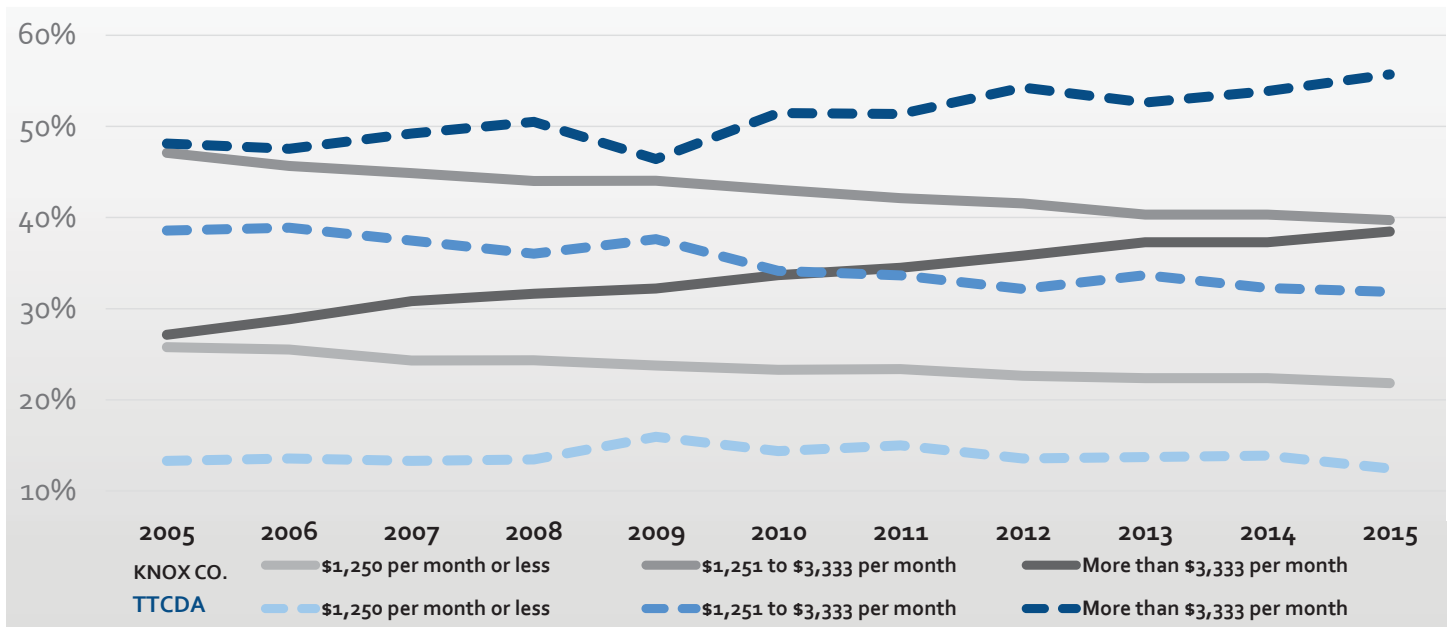
Source: United States Census Bureau, Longitudinal Employer-Household Dynamics, <https://lehd.ces.census.gov/>

Jobs by Worker Educational Attainment Knox County v. Technology Corridor



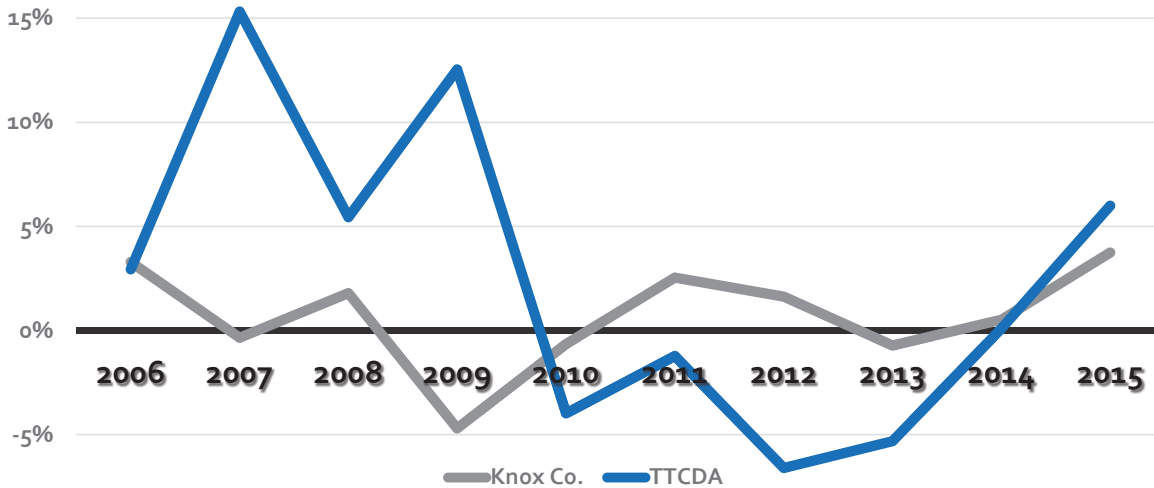
In 2015, almost 6% more of the workers in the Technology Corridor have achieved a bachelor's degree or higher than workers in Knox County, reflecting the higher level of education required by the dominant technology and scientific based industries within the corridor.

Monthly Earnings by Job as a Percent of All Jobs Knox County v. Technology Corridor



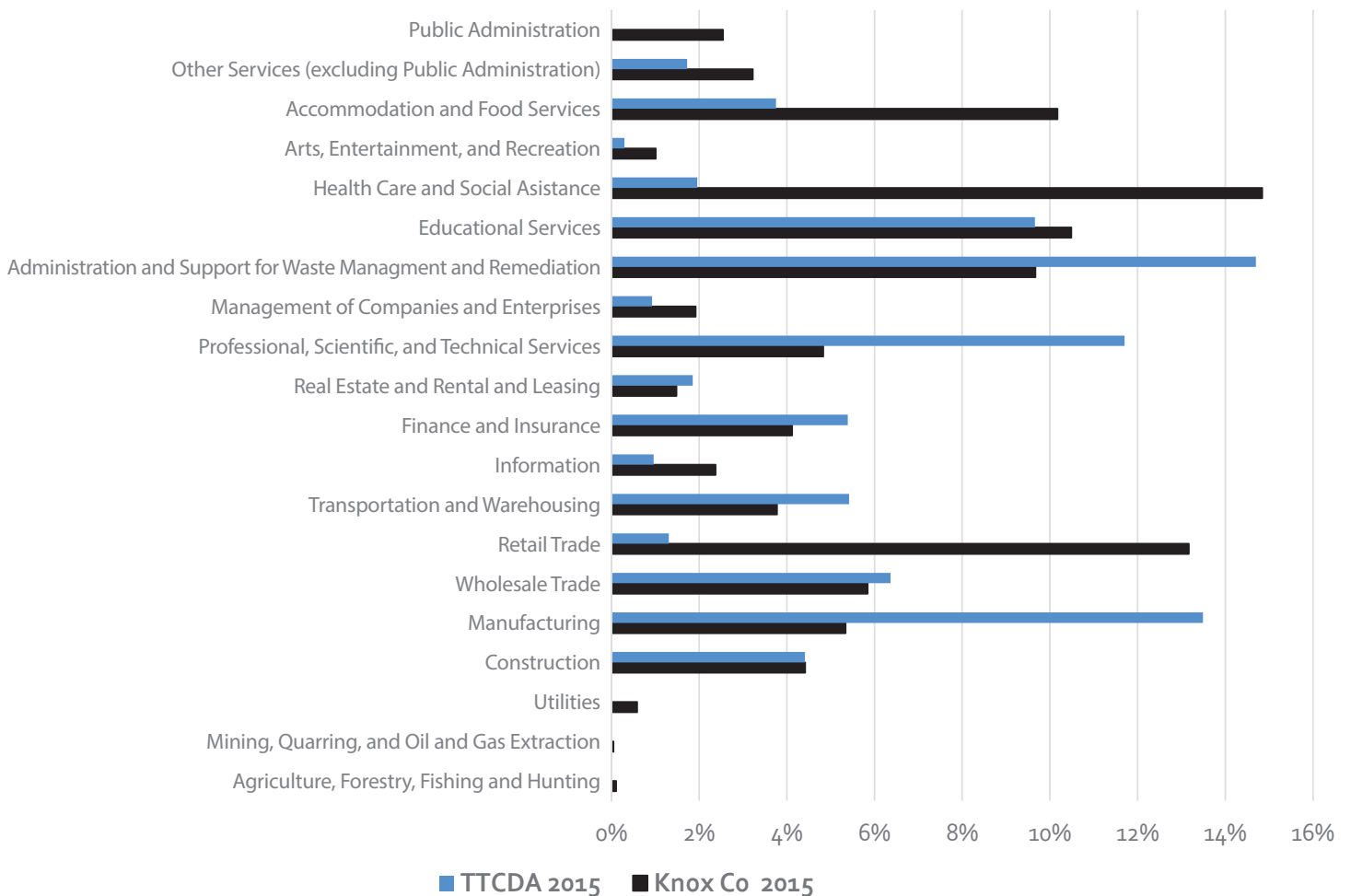
In a 10-year period from 2005 to 2015, jobs in the Technology Corridor have been higher wage earning jobs than the rest of Knox County. By 2015, almost 60% of the jobs in the Technology Corridor earned more than \$3,333 per month, while in Knox County the same wage-earning jobs were approximately 20% less than in the corridor.

Job Growth Rate Knox County v. Technology Corridor



In Knox County the job growth rate from 2005 to 2015 was almost 7%. Inside the Technology Corridor the job growth rate was over 25%. Jobs inside the Technology Corridor are rebounding at a faster rate than job growth across Knox County.

Percent of Jobs by NAICS Industry Sector Knox County v. Technology Corridor



According to U.S. business economy data for jobs by industry sector in 2015, using the North American Industry Classification System (NAICS), the top five industries in Knox County are Health Care and Social Assistance; Retail Trade; Educational Services; Accommodation and Food Services; and Administration and Support for Waste Management and Remediation. However, in the Technology Corridor the top five industries are Administration and Support for Waste Management and Remediation; Manufacturing; Professional, Scientific, and Technical Services; Educational Services; and Wholesale Trade, which is reflective of economic development efforts in the corridor.