
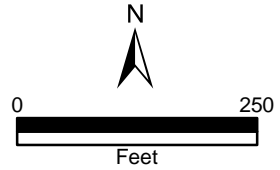


8-C-22-HZ
APPLICATION FOR CERTIFICATE OF APPROPRIATENESS


128 W. Glenwood Ave. 37917
Old North Knoxville H

Original Print Date: 8/5/2022
 Knoxville/Knox County Planning -- Historic Zoning Commission

Petitioner: Brittany Hayes Forks River Construction, Inc



Meeting: 8/18/2022
Applicant: Brittany Hayes Forks River Construction, Inc
Owner: Michael Fischer Katie Fischer

Property Information

Location: 128 W. Glenwood Ave. **Parcel ID** 81 L M 001
District: Old North Knoxville H
Zoning: RN-2 (Single-Family Residential Neighborhood)
Description: American Four Square, c.1915

Two-story frame residence with a hipped roof lead in asphalt shingles and a hipped-roof dormer on the façade. Exterior features brick veneer cladding on the first story and wood lap siding on the second story, with a decorative flare at the belt course. Brick foundation.

Description of Work

Level II Major Repair or Replacement

Removal of existing vinyl windows and installation of new aluminum-clad wood windows. Existing windows are one-over-one, vinyl replacements, installed prior to the creation of the overlay. Proposed windows are one-over-one, double-hung, aluminum-clad wood, with one single-light picture window to be installed in the larger-sized opening on the first story of the façade. Paired, full-light, sliding doors to be installed on the rear elevation.

Applicable Design Guidelines

Old North Knoxville Design Guidelines, adopted by the Knoxville City Council on November 25, 2004.

B. Windows

1. Original windows shall be reused if possible. It will be much less expensive and much better historically to retain the original windows, and it is inappropriate to replace them with new windows that differ in size, material, or pane division.
 2. If replacement windows are necessary, they shall be the same overall size as the originals, with the same pane division and the same muntin depth, width, and profile. They shall be the same materials as the original windows, which were generally wood.
 6. Windows may not be blocked in. They must retain the full height and width of the original opening.
-

Comments

N/A

Staff Findings

1. 128 W. Glenwood Ave is a contributing resource to the ONK National Register Historic District and the local historic overlay.
-

2. The existing windows are non-historic vinyl replacements, installed prior to the creation of the ONK overlay. To accommodate the vinyl replacement windows, some of the original fenestrations have been partially enclosed.
 3. Removal and replacement of the vinyl replacement windows is appropriate. Aluminum-clad wood windows have typically been approved in ONK on new construction, new additions, or in limited instances on elevations not visible from the street. Replacement windows should be wood to meet the design guidelines ("shall be the same materials as the original windows, which were generally wood"), which will assist in also meeting the guideline that replacements "shall be the same overall size as the originals, with the same pane division and the same muntin depth, width, and profile."
 4. The 1992 National Register nomination notes the house featured a "cottage window" on the front façade. The removal of the large double-hung vinyl window and replacement with a single-light fixed window is appropriate.
 5. The submitted specifications include a sliding glass door; the location is not indicated on drawings or images. The applicant should clarify the location of the sliding glass door, and if any existing exterior materials will be removed or modified to accommodate it.
-

Staff Recommendation

Staff recommends approval of Certificate 8-C-22-HZ, subject to the following conditions: 1) replacement windows be double-hung, one-over-one, wood sash and a single-light wood window on the façade; 2) applicant to submit a drawing showing the proposed location of the sliding glass door indicated in application.



DESIGN REVIEW REQUEST

- DOWNTOWN DESIGN (DK)
- HISTORIC ZONING (H)
- INFILL HOUSING (IH)

Forks River Construction, Inc.

Applicant

July 27th, 2022

August 18th, 2022

8-C-22-HZ

Date Filed

Meeting Date (if applicable)

File Number(s)

CORRESPONDENCE

All correspondence related to this application should be directed to the approved contact listed below.

- Owner Contractor Engineer Architect/Landscape Architect

Brittany Hayes

Forks River Construction, Inc.

Name

Company

PO Box 20289

Knoxville

TN

37940

Address

City

State

Zip

6157192465

admin@forksriverconstruction.com

Phone

Email

CURRENT PROPERTY INFO

Michael + Katie Fischer

300 S Gay Street, Unit 301

(912) 531-6315

Owner Name (if different from applicant)

Owner Address

Owner Phone

128 W Glenwood Ave

081LM001

Property Address

Parcel ID

Old North

Historical Overlay

Neighborhood

Zoning

AUTHORIZATION

Lindsay Crockett

Lindsay Crockett

7.28.22

Staff Signature

Please Print

Date

Brittany Hayes

Brittany Hayes

7/27/22

Applicant Signature

Please Print

Date

REQUEST

DOWNTOWN DESIGN

Level 1:

- Signs Alteration of an existing building/structure

Level 2:

- Addition to an existing building/structure

Level 3:

- Construction of new building/structure Site design, parking, plazas, landscape

See required Downtown Design attachment for more details.

Brief description of work: _____

HISTORIC ZONING

Level 1:

- Signs Routine repair of siding, windows, roof, or other features, in-kind; Installation of gutters, storm windows/doors

Level 2:

- Major repair, removal, or replacement of architectural elements or materials Additions and accessory structures

Level 3:

- Construction of a new primary building

Level 4:

- Relocation of a contributing structure Demolition of a contributing structure

See required Historic Zoning attachment for more details.

Brief description of work: Removing all existing vinyl, single-hung windows (unoriginal to home) in terrible shape to replace with aluminum-clad, double-hung windows. If replaced with all wood, double-hung windows, exterior of hme will have to be altered to fit them. Aluminum-clad will fit original openings without altering exterior. Interior will be stained to look original, exterior will look like wood from street.

INFILL HOUSING

Level 1:

- Driveways, parking pads, access point, garages or similar facilities Subdivisions

Level 2:

- Additions visible from the primary street Changes to porches visible from the primary street

Level 3:

- New primary structure
 Site built Modular Multi-Sectional

See required Infill Housing attachment for more details.

Brief description of work: _____

STAFF USE ONLY

ATTACHMENTS

- Downtown Design Checklist
 Historic Zoning Design Checklist
 Infill Housing Design Checklist

ADDITIONAL REQUIREMENTS

- Property Owners / Option Holders

Level 1: \$50 • Level 2: \$100 • Level 3: \$250 • Level 4: \$500

FEE 1:		TOTAL: 100.00
FEE 2:		
FEE 3:	100.00	















128 Glenwood Ave. New Project 1

Quote #: 4PGU4LE

A Proposal for Window and Door Products prepared for:

Shipping Address:

HIWASSEE WINDOW & DOOR
504 CARDEN JENNINGS LN
KNOXVILLE, TN 37932

STEVE CUNNINGHAM
HIWASSEE WINDOW & DOOR
PO BOX 96
ATHENS, TN 37371-0096
Phone: (865) 675-3690

Email: steve@hiwbuilders.com

This report was generated on 7/27/2022 1:46:39 PM using the Marvin Order Management System, version 0003.15.00 (Current). Price in USD. Unit availability and price are subject to change. Dealer terms and conditions may apply.

Featuring products from:



UNIT SUMMARY

The following is a schedule of the windows and doors for this project. For additional unit details, please see Line Item Quotes.


Additional charges, tax or Terms and Conditions may apply. Detail pricing is per unit.

NUMBER OF LINES: 18		TOTAL UNIT QTY: 27		EXT NET PRICE: USD		35,078.41
LINE	MARK UNIT	PRODUCT LINE	ITEM	NET PRICE	QTY	EXTENDED NET PRICE
1	FRONT	Ultimate	Double Hung Insert Picture G2 IO 58" X 62 1/4"	1,572.85	1	1,572.85
2	RIGHT	Ultimate	Double Hung Insert G2 IO 32" X 61 3/4"	922.96	4	3,691.84
3	BACK	Ultimate	Double Hung Insert G2 IO 32" X 61 3/4"	922.96	1	922.96
4	BACK	Ultimate	Sliding Patio Door CN 5068 RO 61 5/8" X 82 1/2"	2,594.58	1	2,594.58
5	BACK	Ultimate	Marvin Assembly RO 71" X 52 1/2"	1,790.31	1	1,790.31
6	LEFT	Ultimate	Double Hung Insert G2 IO 24 1/2" X 43 1/2"	715.46	2	1,430.92
7	AT STAIRS TEMPERED	Ultimate	Double Hung Insert G2 IO 32" X 61 3/4"	1,211.80	1	1,211.80
8	AT STAIRS TEMPERED	Ultimate	Double Hung Insert G2 IO 30" X 61 3/4"	1,211.80	1	1,211.80
9	2ND FLR FRONT	Ultimate	Double Hung Insert G2 IO 30" X 61 3/4"	922.96	3	2,768.88
10	2ND FLR RIGHT	Ultimate	Double Hung Insert G2 IO 20" X 61 1/2"	799.29	2	1,598.58
11	2ND FLR RIGHT	Ultimate	Double Hung Insert G2 IO 30" X 61 3/4"	922.96	2	1,845.92
12	2ND FLR BACK	Ultimate	Double Hung Insert G2 IO 30" X 61 3/4"	922.96	1	922.96
13	2ND FLR BACK	Ultimate	Double Hung G2 RO 36" X 52 1/2"	878.14	1	878.14
14	2ND FLR BACK	Ultimate	Marvin Assembly RO 71" X 52 1/2"	1,790.31	1	1,790.31
15	2ND FLR LEFT	Ultimate	Double Hung Insert G2 IO 30" X 61 3/4"	922.96	2	1,845.92
16	BASEMENT	Ultimate	Double Hung G2 RO 36" X 55 1/2"	878.14	1	878.14
17	BASEMENT	Ultimate	Awning RO 35" X 21 1/2"	622.50	1	622.50
18	INSTALL	Non-Marvin	Labor WINDOW AND DOOR INSTALLATION	7,500.00	1	7,500.00

LINE ITEM QUOTES

The following is a schedule of the windows and doors for this project. For additional unit details, please see Line Item Quotes. Additional charges, tax or Terms and Conditions may apply. Detail pricing is per unit.

Line #1	Mark Unit: FRONT	Net Price:		1,572.85
Qty: 1		Ext. Net Price:	USD	1,572.85



As Viewed From The Exterior

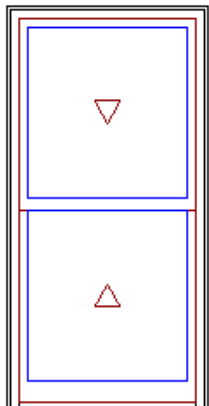
Stone White Clad Exterior
 Bare Pine Interior
 Ultimate Double Hung Insert Picture G2
 Inside Opening 58" X 62 1/4"
 8° Degree Frame Bevel
 Stone White Clad Sash Exterior
 Bare Pine Sash Interior
 IG - 1 Lite
 Low E2 w/Argon
 Black Perimeter Bar
 Ogee Interior Glazing Profile
 Beige Interior Weather Strip Package
 White Exterior Weather Strip Package
 3 1/4" Jamb
 ***Note: Unit Availability and Price is Subject to Change

FS 57 5/8" X 62 33/64"
 IO 58" X 62 1/4"
Egress Information
 No Egress Information available.
Performance Information
 U-Factor: 0.29
 Solar Heat Gain Coefficient: 0.31
 Visible Light Transmittance: 0.53
 Condensation Resistance: 61
 CPD Number: MAR-N-442-00213-00011
 ENERGY STAR: NC
Performance Grade
 Licensee #1149
 AAMA/WDMA/CSA/101/I.S.2/A440-11
 LC-PG50 1812X2163 mm (71.38X85.19 in)
 LC-PG50 DP 50
 FL28134

Line #2	Mark Unit: RIGHT	Net Price:		922.96
Qty: 4		Ext. Net Price:	USD	3,691.84



Stone White Clad Exterior
 Bare Pine Interior
 Ultimate Double Hung Insert G2
 Inside Opening 32" X 61 3/4"
 8° Degree Frame Bevel
 Top Sash
 Stone White Clad Sash Exterior
 Bare Pine Sash Interior
 IG - 1 Lite
 Low E2 w/Argon
 Black Perimeter Bar
 Ogee Interior Glazing Profile
 Bottom Sash
 Stone White Clad Sash Exterior
 Bare Pine Sash Interior
 IG - 1 Lite
 Low E2 w/Argon

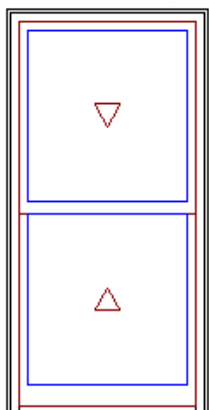


As Viewed From The Exterior

- Black Perimeter Bar
- Ogee Interior Glazing Profile
- Beige Interior Weather Strip Package
- White Exterior Weather Strip Package
- Bronze Sash Lock
- Bronze Top Sash Strike Plate Assembly Color
- Extruded Aluminum Screen
- Stone White Surround
- Bright View Mesh
- ***Screen/Combo Ship Loose
- 3 1/4" Jamb
- ***Note: Unit Availability and Price is Subject to Change

FS 31 5/8" X 62 1/64"
 IO 32" X 61 3/4"
Egress Information
 Width: 27 15/16" Height: 25 61/64"
 Net Clear Opening: 5.04 SqFt
Performance Information
 U-Factor: 0.31
 Solar Heat Gain Coefficient: 0.3
 Visible Light Transmittance: 0.52
 Condensation Resistance: 55
 CPD Number: MAR-N-441-00291-00001
Performance Grade
 Licensee #1149
 AAMA/WDMA/CSA/101/I.S.2/A440-11
 LC-PG50 1153X2215 mm (45.38X87.19 in)
 LC-PG50 DP +50/-50
 FL28134

Line #3	Mark Unit: BACK	Net Price:		922.96
Qty: 1		Ext. Net Price:	USD	922.96



As Viewed From The Exterior

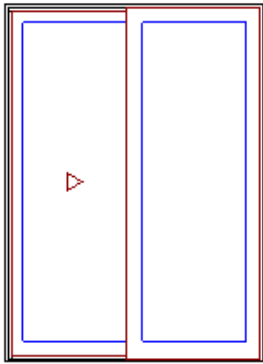
- Stone White Clad Exterior
- Bare Pine Interior
- Ultimate Double Hung Insert G2
- Inside Opening 32" X 61 3/4"
- 8° Degree Frame Bevel
- Top Sash
- Stone White Clad Sash Exterior
- Bare Pine Sash Interior
- IG - 1 Lite
- Low E2 w/Argon
- Black Perimeter Bar
- Ogee Interior Glazing Profile
- Bottom Sash
- Stone White Clad Sash Exterior
- Bare Pine Sash Interior
- IG - 1 Lite
- Low E2 w/Argon
- Black Perimeter Bar
- Ogee Interior Glazing Profile
- Beige Interior Weather Strip Package
- White Exterior Weather Strip Package
- Bronze Sash Lock
- Bronze Top Sash Strike Plate Assembly Color
- Extruded Aluminum Screen
- Stone White Surround
- Bright View Mesh
- ***Screen/Combo Ship Loose
- 3 1/4" Jamb
- ***Note: Unit Availability and Price is Subject to Change

FS 31 5/8" X 62 1/64"
 IO 32" X 61 3/4"
Egress Information
 Width: 27 15/16" Height: 25 61/64"
 Net Clear Opening: 5.04 SqFt
Performance Information
 U-Factor: 0.31
 Solar Heat Gain Coefficient: 0.3
 Visible Light Transmittance: 0.52
 Condensation Resistance: 55
 CPD Number: MAR-N-441-00291-00001

Performance Grade

Licensee #1149
 AAMA/WDMA/CSA/101/I.S.2/A440-11
 LC-PG50 1153X2215 mm (45.38X87.19 in)
 LC-PG50 DP +50/-50
 FL28134

Line #4	Mark Unit: BACK	Net Price:		2,594.58
Qty: 1		Ext. Net Price:	USD	2,594.58



As Viewed From The Exterior

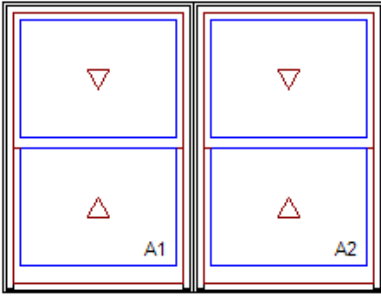
CN 5068
 FS 60 5/8" X 82"
 RO 61 5/8" X 82 1/2"
Egress Information
 Width: 23 19/64" Height: 77 19/64"
 Net Clear Opening: 12.51 SqFt
Performance Information
 U-Factor: 0.29
 Solar Heat Gain Coefficient: 0.32
 Visible Light Transmittance: 0.54
 Condensation Resistance: 57
 CPD Number: MAR-N-270-06355-00001
 ENERGY STAR: N, NC
Performance Grade
 Licensee #691
 AAMA/WDMA/CSA/101/ I.S.2/A440-08
 LC-PG40 2454X2083 mm (96.7X82 in)
 LC-PG40 DP +40/-40
 FL37251

Stone White Clad Exterior
 Bare Pine Interior
 Ultimate Sliding Patio Door - XO
 CN 5068
 Rough Opening 61 5/8" X 82 1/2"
 Left Panel
 Stone White Clad Sash Exterior
 Bare Pine Sash Interior
 IG - 1 Lite
 Tempered Low E2 w/Argon
 Black Perimeter Bar
 Ogee Interior Glazing Profile
 Right Panel
 Stone White Clad Sash Exterior
 Bare Pine Sash Interior
 IG - 1 Lite
 Tempered Low E2 w/Argon
 Black Perimeter Bar
 Ogee Interior Glazing Profile
 Traditional Handle(s)
 Mixed Handle Set Color
 2 Point Multi-Point Lock on Active Panel
 White Active Exterior Handle Set on Active Panel Keyed
 Dark Bronze Active Interior Handle Set on Active Panel
 Exterior Ultimate Sliding Screen
 Stone White Surround
 Bright View Mesh
 ***Screen/Combo Ship Loose
 Std Ultrex Sill
 Bronze Ultrex Sill
 Beige Weather Strip
 Bare Oak Sill Liner
 4 9/16" Jambs
 Nailing Fin
 ***Note: The selected Interior Finish would allow Finger Joints to appear on jamb surfaces.
 ***Note: Unit Availability and Price is Subject to Change

Line #5	Mark Unit: BACK	Net Price:		1,790.31
Qty: 1		Ext. Net Price:	USD	1,790.31



Stone White Clad Exterior
 Bare Pine Interior
 2W1H - Rectangle Assembly
 Assembly Frame Size
 70" X 52"
 Assembly Rough Opening
 71" X 52 1/2"
 Unit: A1
 Ultimate Double Hung G2
 Basic Frame 35" X 52"
 Rough Opening 36" X 52 1/2"
 Top Sash
 Stone White Clad Sash Exterior
 Bare Pine Sash Interior



As Viewed From The Exterior

FS 70" X 52"
RO 71" X 52 1/2"
Egress Information A1, A2
 Width: 31 13/32" Height: 20 15/16"
 Net Clear Opening: 4.57 SqFt
Performance Information A1, A2
 U-Factor: 0.3
 Solar Heat Gain Coefficient: 0.3
 Visible Light Transmittance: 0.52
 Condensation Resistance: 56
 CPD Number: MAR-N-425-17154-00001
 ENERGY STAR: NC
Performance Grade A1, A2
 Licensee #1127
 AAMA/WDMA/CSA/101/ I.S.2/A440-08
 LC-PG50 1149X2223 mm (45.3X87.5 in)
 LC-PG50 DP +50/-50
 FL17635
Performance Grade Mull
 Licensee #1127
 AAMA 450-10
 LC-65 1149X1613 mm (45.26X63.51 in)
 LC-65 DP 65
Performance Grade Overall Assembly
 LC-PG50 DP +50/-50

IG - 1 Lite
 Low E2 w/Argon
 Black Perimeter Bar
 Ogee Interior Glazing Profile
 Bottom Sash
 Stone White Clad Sash Exterior
 Bare Pine Sash Interior
 IG - 1 Lite
 Low E2 w/Argon
 Black Perimeter Bar
 Ogee Interior Glazing Profile
 Beige Interior Weather Strip Package
 White Exterior Weather Strip Package
 Bronze Sash Lock
 Bronze Top Sash Strike Plate Assembly Color
 Aluminum Screen
 Stone White Surround
 Bright View Mesh
 ***Screen/Combo Ship Loose

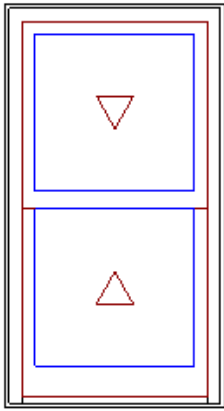
Unit: A2
 Ultimate Double Hung G2
 Basic Frame 35" X 52"
 Rough Opening 36" X 52 1/2"
 Top Sash
 Stone White Clad Sash Exterior
 Bare Pine Sash Interior
 IG - 1 Lite
 Low E2 w/Argon
 Black Perimeter Bar
 Ogee Interior Glazing Profile
 Bottom Sash
 Stone White Clad Sash Exterior
 Bare Pine Sash Interior
 IG - 1 Lite
 Low E2 w/Argon
 Black Perimeter Bar
 Ogee Interior Glazing Profile
 Beige Interior Weather Strip Package
 White Exterior Weather Strip Package
 Bronze Sash Lock
 Bronze Top Sash Strike Plate Assembly Color
 Aluminum Screen
 Stone White Surround
 Bright View Mesh
 ***Screen/Combo Ship Loose

Standard Mull Charge
 4 9/16" Jamb
 Nailing Fin
 ***Note: This configuration meets a minimum structural performance of DP 20 through either physical testing or calculations in accordance with AAMA 450 and building code requirements. Mull certification ratings may vary from individual unit certification ratings. Reference the mulling chapter of the ADM for additional information.
 ***Note: Unit Availability and Price is Subject to Change

Line #6	Mark Unit: LEFT	Net Price:		715.46
Qty: 2		Ext. Net Price:	USD	1,430.92



Stone White Clad Exterior
 Bare Pine Interior
 Ultimate Double Hung Insert G2
 Inside Opening 24 1/2" X 43 1/2"
 0° Degree Frame Bevel
 Top Sash
 Stone White Clad Sash Exterior
 Bare Pine Sash Interior
 IG - 1 Lite
 Low E2 w/Argon
 Black Perimeter Bar
 Ogee Interior Glazing Profile



As Viewed From The Exterior

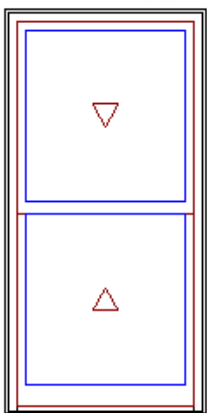
FS 24 1/8" X 43 1/4"
 IO 24 1/2" X 43 1/2"
Egress Information
 Width: 20 7/16" Height: 16 9/16"
 Net Clear Opening: 2.35 SqFt

Performance Information
 U-Factor: 0.31
 Solar Heat Gain Coefficient: 0.3
 Visible Light Transmittance: 0.52
 Condensation Resistance: 55
 CPD Number: MAR-N-441-00291-00001

Performance Grade
 Licensee #1149
 AAMA/WDMA/CSA/101/I.S.2/A440-11
 LC-PG50 1153X2215 mm (45.38X87.19 in)
 LC-PG50 DP +50/-50
 FL28134

- Bottom Sash
- Stone White Clad Sash Exterior
- Bare Pine Sash Interior
- IG - 1 Lite
- Low E2 w/Argon
- Black Perimeter Bar
- Ogee Interior Glazing Profile
- Beige Interior Weather Strip Package
- White Exterior Weather Strip Package
- Bronze Sash Lock
- Bronze Top Sash Strike Plate Assembly Color
- Aluminum Screen
- Stone White Surround
- Bright View Mesh
- ***Screen/Combo Ship Loose
- 3 1/4" Jambs
- ***Note: Unit Availability and Price is Subject to Change

Line #7	Mark Unit: AT STAIRS TEMPERED	Net Price:		1,211.80
Qty: 1		Ext. Net Price:	USD	1,211.80



As Viewed From The Exterior

FS 31 5/8" X 62 1/64"
 IO 32" X 61 3/4"
Egress Information
 Width: 27 15/16" Height: 25 61/64"
 Net Clear Opening: 5.04 SqFt

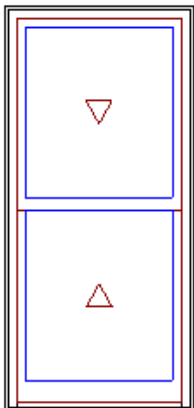
Performance Information
 U-Factor: 0.31
 Solar Heat Gain Coefficient: 0.3
 Visible Light Transmittance: 0.52
 Condensation Resistance: 55
 CPD Number: MAR-N-441-00291-00001

- Stone White Clad Exterior
- Bare Pine Interior
- Ultimate Double Hung Insert G2
- Inside Opening 32" X 61 3/4"
- 8° Degree Frame Bevel
- Glass Add For All Sash/Panels
- Top Sash
- Stone White Clad Sash Exterior
- Bare Pine Sash Interior
- IG - 1 Lite
- Tempered Low E2 w/Argon
- Black Perimeter Bar
- Ogee Interior Glazing Profile
- Bottom Sash
- Stone White Clad Sash Exterior
- Bare Pine Sash Interior
- IG - 1 Lite
- Tempered Low E2 w/Argon
- Black Perimeter Bar
- Ogee Interior Glazing Profile
- Beige Interior Weather Strip Package
- White Exterior Weather Strip Package
- Bronze Sash Lock
- Bronze Top Sash Strike Plate Assembly Color
- Extruded Aluminum Screen
- Stone White Surround
- Bright View Mesh
- ***Screen/Combo Ship Loose
- 3 1/4" Jambs
- ***Note: Unit Availability and Price is Subject to Change

Performance Grade

Licensee #1149
 AAMA/WDMA/CSA/101/I.S.2/A440-11
 LC-PG50 1153X2215 mm (45.38X87.19 in)
 LC-PG50 DP +50/-50
 FL28134

Line #8	Mark Unit: AT STAIRS TEMPERED	Net Price:		1,211.80
Qty: 1		Ext. Net Price:	USD	1,211.80



As Viewed From The Exterior

FS 29 5/8" X 62 1/64"
 IO 30" X 61 3/4"

Egress Information

Width: 25 15/16" Height: 25 61/64"

Net Clear Opening: 4.67 SqFt

Performance Information

U-Factor: 0.31
 Solar Heat Gain Coefficient: 0.3
 Visible Light Transmittance: 0.52
 Condensation Resistance: 55
 CPD Number: MAR-N-441-00291-00001

Performance Grade

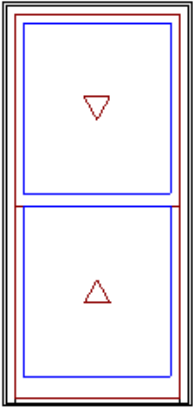
Licensee #1149
 AAMA/WDMA/CSA/101/I.S.2/A440-11
 LC-PG50 1153X2215 mm (45.38X87.19 in)
 LC-PG50 DP +50/-50
 FL28134

Stone White Clad Exterior
 Bare Pine Interior
 Ultimate Double Hung Insert G2
 Inside Opening 30" X 61 3/4"
 8° Degree Frame Bevel
 Glass Add For All Sash/Panels
 Top Sash
 Stone White Clad Sash Exterior
 Bare Pine Sash Interior
 IG - 1 Lite
 Tempered Low E2 w/Argon
 Black Perimeter Bar
 Ogee Interior Glazing Profile
 Bottom Sash
 Stone White Clad Sash Exterior
 Bare Pine Sash Interior
 IG - 1 Lite
 Tempered Low E2 w/Argon
 Black Perimeter Bar
 Ogee Interior Glazing Profile
 Beige Interior Weather Strip Package
 White Exterior Weather Strip Package
 Bronze Sash Lock
 Bronze Top Sash Strike Plate Assembly Color
 Extruded Aluminum Screen
 Stone White Surround
 Bright View Mesh
 ***Screen/Combo Ship Loose
 3 1/4" Jambs
 ***Note: Unit Availability and Price is Subject to Change

Line #9	Mark Unit: 2ND FLR FRONT	Net Price:		922.96
Qty: 3		Ext. Net Price:	USD	2,768.88



Stone White Clad Exterior
 Bare Pine Interior
 Ultimate Double Hung Insert G2
 Inside Opening 30" X 61 3/4"
 8° Degree Frame Bevel
 Top Sash
 Stone White Clad Sash Exterior
 Bare Pine Sash Interior
 IG - 1 Lite
 Low E2 w/Argon
 Black Perimeter Bar
 Ogee Interior Glazing Profile
 Bottom Sash
 Stone White Clad Sash Exterior
 Bare Pine Sash Interior
 IG - 1 Lite
 Low E2 w/Argon



As Viewed From The Exterior

- Black Perimeter Bar
- Ogee Interior Glazing Profile
- Beige Interior Weather Strip Package
- White Exterior Weather Strip Package
- Bronze Sash Lock
- Bronze Top Sash Strike Plate Assembly Color
- Extruded Aluminum Screen
- Stone White Surround
- Bright View Mesh
- ***Screen/Combo Ship Loose
- 3 1/4" Jamb
- ***Note: Unit Availability and Price is Subject to Change

FS 29 5/8" X 62 1/64"

IO 30" X 61 3/4"

Egress Information

Width: 25 15/16" Height: 25 61/64"

Net Clear Opening: 4.67 SqFt

Performance Information

U-Factor: 0.31

Solar Heat Gain Coefficient: 0.3

Visible Light Transmittance: 0.52

Condensation Resistance: 55

CPD Number: MAR-N-441-00291-00001

Performance Grade

Licensee #1149

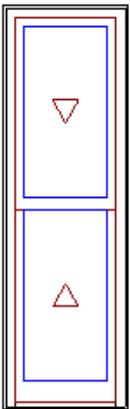
AAMA/WDMA/CSA/101/I.S.2/A440-11

LC-PG50 1153X2215 mm (45.38X87.19 in)

LC-PG50 DP +50/-50

FL28134

Line #10	Mark Unit: 2ND FLR RIGHT	Net Price:		799.29
Qty: 2		Ext. Net Price:	USD	1,598.58



As Viewed From The Exterior

- Stone White Clad Exterior
- Bare Pine Interior
- Ultimate Double Hung Insert G2
- Inside Opening 20" X 61 1/2"
- 8° Degree Frame Bevel
- Top Sash
- Stone White Clad Sash Exterior
- Bare Pine Sash Interior
- IG - 1 Lite
- Low E2 w/Argon
- Black Perimeter Bar
- Ogee Interior Glazing Profile
- Bottom Sash
- Stone White Clad Sash Exterior
- Bare Pine Sash Interior
- IG - 1 Lite
- Low E2 w/Argon
- Black Perimeter Bar
- Ogee Interior Glazing Profile
- Beige Interior Weather Strip Package
- White Exterior Weather Strip Package
- Bronze Sash Lock
- Bronze Top Sash Strike Plate Assembly Color
- Extruded Aluminum Screen
- Stone White Surround
- Bright View Mesh
- ***Screen/Combo Ship Loose
- 3 1/4" Jamb
- ***Note: Unit Availability and Price is Subject to Change

FS 19 5/8" X 61 49/64"

IO 20" X 61 1/2"

Egress Information

Width: 15 15/16" Height: 25 53/64"

Net Clear Opening: 2.86 SqFt

Performance Information

U-Factor: 0.31

Solar Heat Gain Coefficient: 0.3

Visible Light Transmittance: 0.52

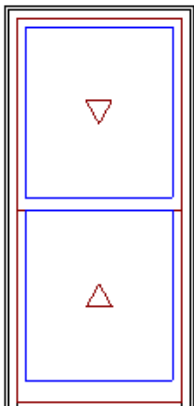
Condensation Resistance: 55

CPD Number: MAR-N-441-00291-00001

Performance Grade

Licensee #1149
 AAMA/WDMA/CSA/101/I.S.2/A440-11
 LC-PG50 1153X2215 mm (45.38X87.19 in)
 LC-PG50 DP +50/-50
 FL28134

Line #11	Mark Unit: 2ND FLR RIGHT	Net Price:		922.96
Qty: 2		Ext. Net Price:	USD	1,845.92



As Viewed From The Exterior

FS 29 5/8" X 62 1/64"
 IO 30" X 61 3/4"
Egress Information
 Width: 25 15/16" Height: 25 61/64"
 Net Clear Opening: 4.67 SqFt
Performance Information
 U-Factor: 0.31
 Solar Heat Gain Coefficient: 0.3
 Visible Light Transmittance: 0.52
 Condensation Resistance: 55
 CPD Number: MAR-N-441-00291-00001

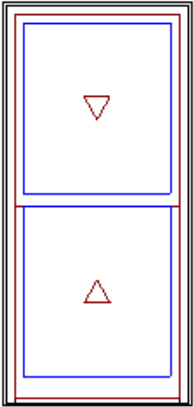
Performance Grade
 Licensee #1149
 AAMA/WDMA/CSA/101/I.S.2/A440-11
 LC-PG50 1153X2215 mm (45.38X87.19 in)
 LC-PG50 DP +50/-50
 FL28134

Stone White Clad Exterior
 Bare Pine Interior
 Ultimate Double Hung Insert G2
 Inside Opening 30" X 61 3/4"
 8° Degree Frame Bevel
 Top Sash
 Stone White Clad Sash Exterior
 Bare Pine Sash Interior
 IG - 1 Lite
 Low E2 w/Argon
 Black Perimeter Bar
 Ogee Interior Glazing Profile
 Bottom Sash
 Stone White Clad Sash Exterior
 Bare Pine Sash Interior
 IG - 1 Lite
 Low E2 w/Argon
 Black Perimeter Bar
 Ogee Interior Glazing Profile
 Beige Interior Weather Strip Package
 White Exterior Weather Strip Package
 Bronze Sash Lock
 Bronze Top Sash Strike Plate Assembly Color
 Extruded Aluminum Screen
 Stone White Surround
 Bright View Mesh
 ***Screen/Combo Ship Loose
 3 1/4" Jambs
 ***Note: Unit Availability and Price is Subject to Change

Line #12	Mark Unit: 2ND FLR BACK	Net Price:		922.96
Qty: 1		Ext. Net Price:	USD	922.96



Stone White Clad Exterior
 Bare Pine Interior
 Ultimate Double Hung Insert G2
 Inside Opening 30" X 61 3/4"
 8° Degree Frame Bevel
 Top Sash
 Stone White Clad Sash Exterior
 Bare Pine Sash Interior
 IG - 1 Lite
 Low E2 w/Argon
 Black Perimeter Bar
 Ogee Interior Glazing Profile
 Bottom Sash
 Stone White Clad Sash Exterior
 Bare Pine Sash Interior
 IG - 1 Lite
 Low E2 w/Argon

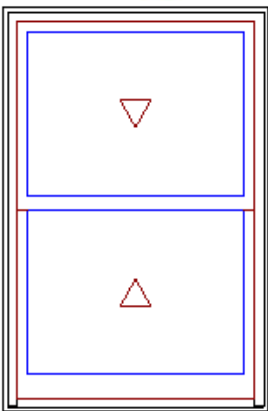


As Viewed From The Exterior

- Black Perimeter Bar
- Ogee Interior Glazing Profile
- Beige Interior Weather Strip Package
- White Exterior Weather Strip Package
- Bronze Sash Lock
- Bronze Top Sash Strike Plate Assembly Color
- Extruded Aluminum Screen
- Stone White Surround
- Bright View Mesh
- ***Screen/Combo Ship Loose
- 3 1/4" Jamb
- ***Note: Unit Availability and Price is Subject to Change

FS 29 5/8" X 62 1/64"
IO 30" X 61 3/4"
Egress Information
 Width: 25 15/16" Height: 25 61/64"
 Net Clear Opening: 4.67 SqFt
Performance Information
 U-Factor: 0.31
 Solar Heat Gain Coefficient: 0.3
 Visible Light Transmittance: 0.52
 Condensation Resistance: 55
 CPD Number: MAR-N-441-00291-00001
Performance Grade
 Licensee #1149
 AAMA/WDMA/CSA/101/I.S.2/A440-11
 LC-PG50 1153X2215 mm (45.38X87.19 in)
 LC-PG50 DP +50/-50
 FL28134

Line #13	Mark Unit: 2ND FLR BACK	Net Price:	878.14
Qty: 1		Ext. Net Price:	878.14
		USD	



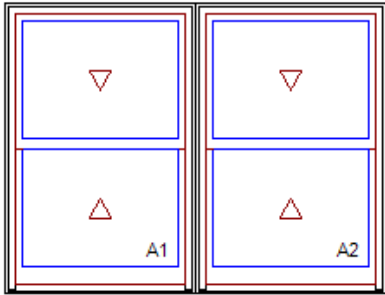
As Viewed From The Exterior

- Stone White Clad Exterior
- Bare Pine Interior
- Ultimate Double Hung G2
- Frame Size 35" X 52"
- Rough Opening 36" X 52 1/2"
- Top Sash
- Stone White Clad Sash Exterior
- Bare Pine Sash Interior
- IG - 1 Lite
- Low E2 w/Argon
- Black Perimeter Bar
- Ogee Interior Glazing Profile
- Bottom Sash
- Stone White Clad Sash Exterior
- Bare Pine Sash Interior
- IG - 1 Lite
- Low E2 w/Argon
- Black Perimeter Bar
- Ogee Interior Glazing Profile
- Beige Interior Weather Strip Package
- White Exterior Weather Strip Package
- Bronze Sash Lock
- Bronze Top Sash Strike Plate Assembly Color
- Aluminum Screen
- Stone White Surround
- Bright View Mesh
- ***Screen/Combo Ship Loose
- 4 9/16" Jamb
- Nailing Fin
- ***Note: Unit Availability and Price is Subject to Change

FS 35" X 52"
RO 36" X 52 1/2"
Egress Information
 Width: 31 13/32" Height: 20 15/16"
 Net Clear Opening: 4.57 SqFt
Performance Information
 U-Factor: 0.3
 Solar Heat Gain Coefficient: 0.3
 Visible Light Transmittance: 0.52
 Condensation Resistance: 56
 CPD Number: MAR-N-425-17154-00001

ENERGY STAR: NC
Performance Grade
 Licensee #1127
 AAMA/WDMA/CSA/101/ I.S.2/A440-08
 LC-PG50 1149X2223 mm (45.3X87.5 in)
 LC-PG50 DP +50/-50
 FL17635

Line #14	Mark Unit: 2ND FLR BACK	Net Price:	1,790.31
Qty: 1		Ext. Net Price:	USD 1,790.31



As Viewed From The Exterior

FS 70" X 52"
RO 71" X 52 1/2"
Egress Information A1, A2
 Width: 31 13/32" Height: 20 15/16"
 Net Clear Opening: 4.57 SqFt
Performance Information A1, A2
 U-Factor: 0.3
 Solar Heat Gain Coefficient: 0.3
 Visible Light Transmittance: 0.52
 Condensation Resistance: 56
 CPD Number: MAR-N-425-17154-00001
 ENERGY STAR: NC
Performance Grade A1, A2
 Licensee #1127
 AAMA/WDMA/CSA/101/ I.S.2/A440-08
 LC-PG50 1149X2223 mm (45.3X87.5 in)
 LC-PG50 DP +50/-50
 FL17635
Performance Grade Mull
 Licensee #1127
 AAMA 450-10
 LC-65 1149X1613 mm (45.26X63.51 in)
 LC-65 DP 65
Performance Grade Overall Assembly
 LC-PG50 DP +50/-50

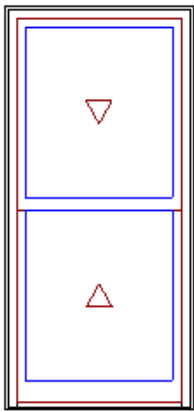
Stone White Clad Exterior
 Bare Pine Interior
 2W1H - Rectangle Assembly
 Assembly Frame Size
 70" X 52"
 Assembly Rough Opening
 71" X 52 1/2"

Unit: A1
 Ultimate Double Hung G2
 Basic Frame 35" X 52"
 Rough Opening 36" X 52 1/2"
 Top Sash
 Stone White Clad Sash Exterior
 Bare Pine Sash Interior
 IG - 1 Lite
 Low E2 w/Argon
 Black Perimeter Bar
 Ogee Interior Glazing Profile
 Bottom Sash
 Stone White Clad Sash Exterior
 Bare Pine Sash Interior
 IG - 1 Lite
 Low E2 w/Argon
 Black Perimeter Bar
 Ogee Interior Glazing Profile
 Beige Interior Weather Strip Package
 White Exterior Weather Strip Package
 Bronze Sash Lock
 Bronze Top Sash Strike Plate Assembly Color
 Aluminum Screen
 Stone White Surround
 Bright View Mesh
 ***Screen/Combo Ship Loose

Unit: A2
 Ultimate Double Hung G2
 Basic Frame 35" X 52"
 Rough Opening 36" X 52 1/2"
 Top Sash
 Stone White Clad Sash Exterior
 Bare Pine Sash Interior
 IG - 1 Lite
 Low E2 w/Argon
 Black Perimeter Bar
 Ogee Interior Glazing Profile
 Bottom Sash
 Stone White Clad Sash Exterior
 Bare Pine Sash Interior
 IG - 1 Lite
 Low E2 w/Argon
 Black Perimeter Bar
 Ogee Interior Glazing Profile
 Beige Interior Weather Strip Package
 White Exterior Weather Strip Package
 Bronze Sash Lock
 Bronze Top Sash Strike Plate Assembly Color
 Aluminum Screen
 Stone White Surround
 Bright View Mesh

***Screen/Combo Ship Loose
 Standard Mull Charge
 4 9/16" Jambs
 Nailing Fin
 ***Note: This configuration meets a minimum structural performance of DP 20 through either physical testing or calculations in accordance with AAMA 450 and building code requirements. Mull certification ratings may vary from individual unit certification ratings. Reference the mulling chapter of the ADM for additional information.
 ***Note: Unit Availability and Price is Subject to Change

Line #15	Mark Unit: 2ND FLR LEFT	Net Price:		922.96
Qty: 2		Ext. Net Price:	USD	1,845.92



As Viewed From The Exterior

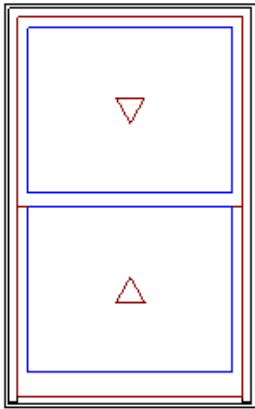
FS 29 5/8" X 62 1/64"
 IO 30" X 61 3/4"
Egress Information
 Width: 25 15/16" Height: 25 61/64"
 Net Clear Opening: 4.67 SqFt
Performance Information
 U-Factor: 0.31
 Solar Heat Gain Coefficient: 0.3
 Visible Light Transmittance: 0.52
 Condensation Resistance: 55
 CPD Number: MAR-N-441-00291-00001
Performance Grade
 Licensee #1149
 AAMA/WDMA/CSA/101/I.S.2/A440-11
 LC-PG50 1153X2215 mm (45.38X87.19 in)
 LC-PG50 DP +50/-50
 FL28134

Stone White Clad Exterior
 Bare Pine Interior
 Ultimate Double Hung Insert G2
 Inside Opening 30" X 61 3/4"
 8° Degree Frame Bevel
 Top Sash
 Stone White Clad Sash Exterior
 Bare Pine Sash Interior
 IG - 1 Lite
 Low E2 w/Argon
 Black Perimeter Bar
 Ogee Interior Glazing Profile
 Bottom Sash
 Stone White Clad Sash Exterior
 Bare Pine Sash Interior
 IG - 1 Lite
 Low E2 w/Argon
 Black Perimeter Bar
 Ogee Interior Glazing Profile
 Beige Interior Weather Strip Package
 White Exterior Weather Strip Package
 Bronze Sash Lock
 Bronze Top Sash Strike Plate Assembly Color
 Extruded Aluminum Screen
 Stone White Surround
 Bright View Mesh
 ***Screen/Combo Ship Loose
 3 1/4" Jambs
 ***Note: Unit Availability and Price is Subject to Change

Line #16	Mark Unit: BASEMENT	Net Price:		878.14
Qty: 1		Ext. Net Price:	USD	878.14



Stone White Clad Exterior
 Bare Pine Interior
 Ultimate Double Hung G2
 Frame Size 35" X 55"
 Rough Opening 36" X 55 1/2"
 Top Sash
 Stone White Clad Sash Exterior
 Bare Pine Sash Interior
 IG - 1 Lite
 Low E2 w/Argon
 Black Perimeter Bar
 Ogee Interior Glazing Profile
 Bottom Sash



As Viewed From The Exterior

- Stone White Clad Sash Exterior
- Bare Pine Sash Interior
- IG - 1 Lite
- Low E2 w/Argon
- Black Perimeter Bar
- Ogee Interior Glazing Profile
- Beige Interior Weather Strip Package
- White Exterior Weather Strip Package
- Bronze Sash Lock
- Bronze Top Sash Strike Plate Assembly Color
- Extruded Aluminum Screen
- Stone White Surround
- Bright View Mesh
- ***Screen/Combo Ship Loose
- 4 9/16" Jambs
- Nailing Fin
- ***Note: Unit Availability and Price is Subject to Change

FS 35" X 55"

RO 36" X 55 1/2"

Egress Information

Width: 31 13/32" Height: 22 7/16"

Net Clear Opening: 4.89 SqFt

Performance Information

U-Factor: 0.3

Solar Heat Gain Coefficient: 0.3

Visible Light Transmittance: 0.52

Condensation Resistance: 56

CPD Number: MAR-N-425-17154-00001

ENERGY STAR: NC

Performance Grade

Licensee #1127

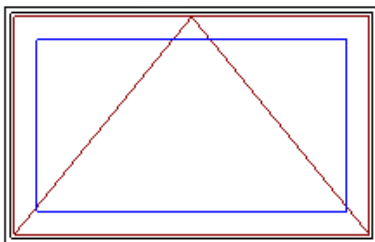
AAMA/WDMA/CSA/101/ I.S.2/A440-08

LC-PG50 1149X2223 mm (45.3X87.5 in)

LC-PG50 DP +50/-50

FL17635

Line #17	Mark Unit: BASEMENT	Net Price:		622.50
Qty: 1		Ext. Net Price:	USD	622.50



As Viewed From The Exterior

- Stone White Clad Exterior
- Bare Pine Interior
- Ultimate Awning - Roto Operating
- Frame Size 34" X 21"
- Rough Opening 35" X 21 1/2"
- Stone White Clad Sash Exterior
- Bare Pine Sash Interior
- IG - 3/4" - 1 Lite
- Low E2 w/Argon
- Black Perimeter Bar
- Ogee Interior Glazing Profile
- Standard Bottom Rail
- White Weather Strip
- Bronze Folding Handle
- Bronze Multi - Point Lock
- Aluminum Screen
- Satin Taupe Surround
- Bright View Mesh
- 4 9/16" Jambs
- Nailing Fin
- ***Note: Unit Availability and Price is Subject to Change

FS 34" X 21"

RO 35" X 21 1/2"

Egress Information

No Egress Information available.

Performance Information

U-Factor: 0.3

Solar Heat Gain Coefficient: 0.29

Visible Light Transmittance: 0.49

Condensation Resistance: 57

CPD Number: MAR-N-343-21498-00001

ENERGY STAR: NC

Performance Grade

Licensee #921

AAMA/WDMA/CSA/101/I.S.2/A440-11

LC-PG50 1016X1197 mm (40X47.13 in)

LC-PG50 DP +50/-50

FL10323

Line #18	Mark Unit: INSTALL	Net Price:		7,500.00
Qty: 1		Ext. Net Price:	USD	7,500.00

Labor WINDOW AND DOOR INSTALLATION

Project Subtotal Net Price: USD 27,578.41
Non-Taxable Labor: USD 7,500.00
9.250% Sales Tax: USD 2,551.00
Project Total Net Price: USD 37,629.41

TERMS AND CONDITIONS

All window and door products cannot be cancelled after order is placed. Please sign off on order only after carefully reading and understanding each product description. Signed order is considered a legal binding agreement for all parties. Thank you for your business.
Hiwassee Window and Door

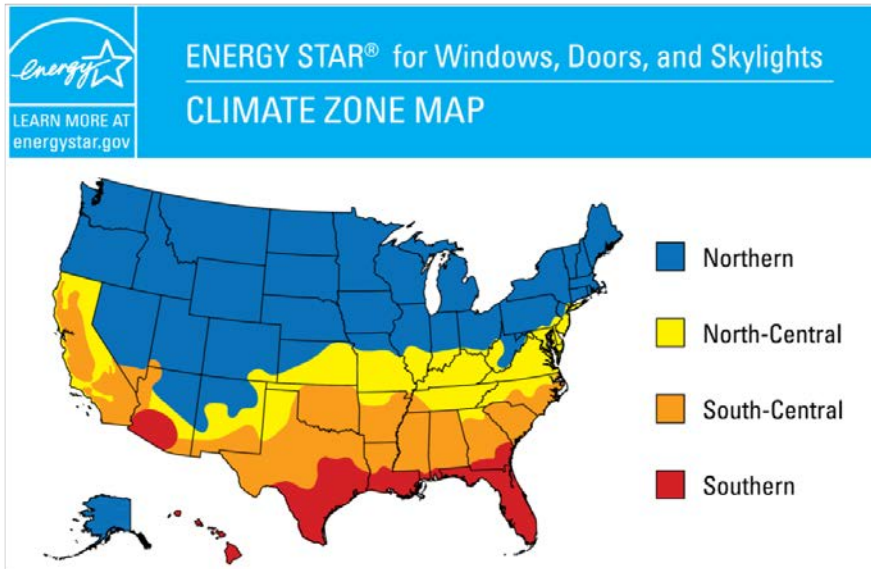
PRODUCT AND PERFORMANCE INFORMATION

NFRC energy ratings and values on quotes are approximate. Actual ratings for the final specifications may vary, depending on the exact configuration of glass, glass thickness, gap width used on the unit, and other factors. This data may change over time due to ongoing product changes or updated test results or requirements. Actual ratings reflected in the NFRC CPD based on final specifications will be accurate on the product label. If actual ratings are needed prior to unit shipment, please contact your Marvin Representative.

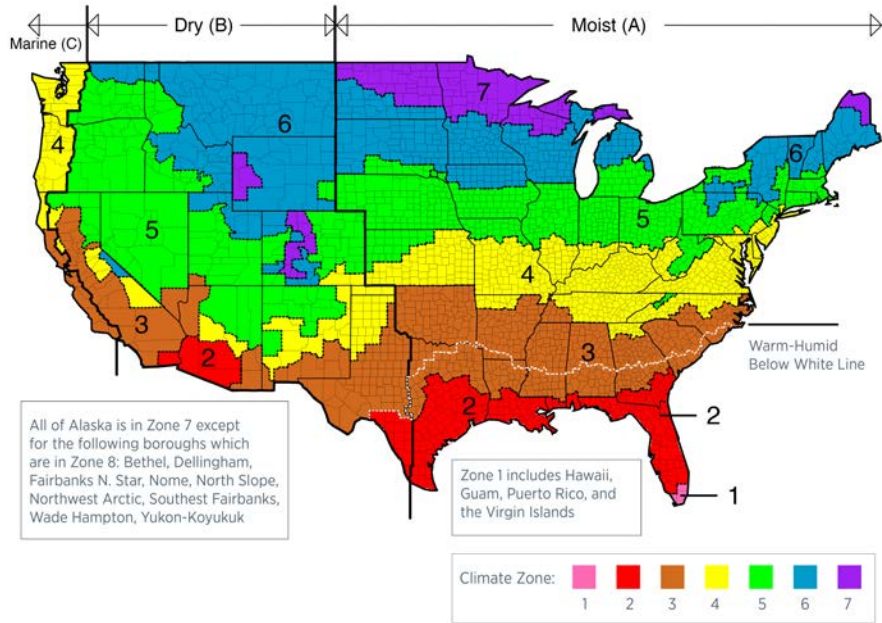
The National Fenestration Rating Council (NFRC) has developed and operates a uniform national rating system for the energy performance of fenestration products, including windows and doors. For additional information regarding this rating system, see www.nfrc.org.

NFRC energy values and ratings may change over time due to ongoing product changes, updated test results or requirements.

Review the map below to determine if your units meet ENERGY STAR for your location.



International Energy Conservation Code (IECC) Climate Regions



Integrity
by MARVIN
Windows and Doors



ULTIMATE INSERT DOUBLE HUNG

Installs neatly into existing window frame saving labor and material costs

Beautiful wood jambs provide an excellent alternative to unsightly vinyl compression jambs

Traditional-style sash lock offers an exclusive one-handed tilt feature

Energy efficient

Both sash easily tilt and remove for cleaning

MARVIN
Windows and Doors
www.marvin.com



IMATE
ERT
UBLE
NG

Directly into window
Frame saving labor
Installation costs

Full wood joints
Are an excellent
Insulator against
Temperature swings

Internal style with
Decorative features
and color options

Energy efficient
with easy-to-
remove for cleaning

MARVIN
WINDOW
CORPORATION

