



**KNOXVILLE HISTORIC ZONING COMMISSION
STAFF REPORT - CERTIFICATE OF APPROPRIATENESS APPLICATION**

PROPERTY ADDRESS: 125 W Glenwood Ave 37917
DISTRICT: Old North Knoxville H-1

FILE NO.: 11-E-15-HZ

MEETING DATE: 11/19/2015

APPLICANT: Nathan J. Kelly (owner)

LEVEL OF WORK: Level II. Major repair or replacement of materials or architectural elements

PROPERTY DESCRIPTION: Craftsman with Tudor influence (1933)

One-story frame with brick veneer. Side-gabled roof with front gable dormer. Double-hung 9/1 windows. One-story full front porch with brick posts on brick balustrade. Projecting one-story wing with two doors and side gable roof. Interior brick chimney. Brick foundation. Recessed sidelights and transom with leaded bevelled glass at front entry, and one french door with recessed transom. Leaded glass in first-floor front facade windows. (contributing)

▶ **DESCRIPTION OF WORK:**

Replace existing garage door with Coachman Collection TOP13 or Grand Harbor Series One steel overhead door with "SQ" glass windows across the top panels.

▶ **APPLICABLE DESIGN GUIDELINES:**

Old North Knoxville Design Guidelines, adopted by the Knoxville City Council on November 25, 2004.

AUXILIARY OR OUTBUILDINGS

2. The design of features like garage doors that face the street shall mimic carriage house doors from an era consistent with the primary building on the lot.

4. Materials used in constructing outbuildings or accessory buildings may only use materials and design characteristics selected from the following list: wood lap siding with a four inch lap or board and batten; a 12/12 roof pitch; overhanging eaves; exposed rafter tails; wood windows; masonry but not exposed concrete block or split-face block; garage doors appearing to be carriage doors or plank doors with x-bracing or perimeter reinforcing timbers

COMMENTS:

STAFF FINDINGS:

1. The existing wood garage door is early original, but is highly deteriorated and rotted.



**KNOXVILLE HISTORIC ZONING COMMISSION
STAFF REPORT - CERTIFICATE OF APPROPRIATENESS APPLICATION**

**PROPERTY ADDRESS: 125 W Glenwood Ave 37917
DISTRICT: Old North Knoxville H-1**

FILE NO.: 11-E-15-HZ

-
- 2. The garage is in the typical locations sited to the rear of the house and at the head of the driveway, so the garage door is visible from the street.
 - 3. The proposed garage door has the appearance of side-opening carriage house doors and is appropriate for the style and era of the garage and house.
 - 4. Steel garage doors trimmed out to have the appearance of wood have been previously approved in the district.

► STAFF RECOMMENDATION:

Approval of either the Coachmen with the condition that the finish on the garage door is smooth and not faux wood-grained.

**APPLICATION FOR CERTIFICATE OF APPROPRIATENESS
KNOXVILLE/KNOX COUNTY HISTORIC ZONING COMMISSION**

Please print all information:

1. **APPLICANT NAME:** Nathan Kelly

Address: 125 W Glenwood Ave

Telephone: 865.335.6780 E-mail address: Nathan.J.Kelly@gmail.com

Relationship to Owner: Owner

2. **OWNER NAME:** Same as applicant

Address: _____

Telephone: _____ E-mail address: _____

3. **LOCATION OF PROPERTY:**

Address: 125 W Glenwood Ave Tax ID/Lot/Parcel No: _____

4. **LEVEL OF WORK** (circle Level)

Level I Routine repair; replacement of deteriorated materials in-kind; removal of artificial siding; installation of gutters, storm windows/doors, screen doors, satellite dishes, or signage; demolition of a noncontributing structure or a late addition; renewal of COA

Level II Major replacement of materials or architectural elements; construction of an addition or outbuilding

Level III Construction of a new primary building; subdivision of individually designated property

Level IV Demolition or relocation of a contributing structure

5. **DESCRIPTION OF WORK:** (See Part 2 of this application for additional information that is required for submittal with the application. (A copy of all information which is submitted with an application must be retained by the Knoxville/Knox County Historic Zoning Commission.)

Replace existing (late addition) swing out garage doors with overhead door with appearance of carriage house doors. Proposed door is Clopay

Coachman collection series one design. See attached brochure and specs. Door will be painted two color scheme to match house.

The specific configuration is the TOP13 of the Coachman collection. This design appears to fit well with the existing design of the house.

6. **SIGNATURE OF APPLICANT:** Nathan J. Kelly Date: 9/29/2015

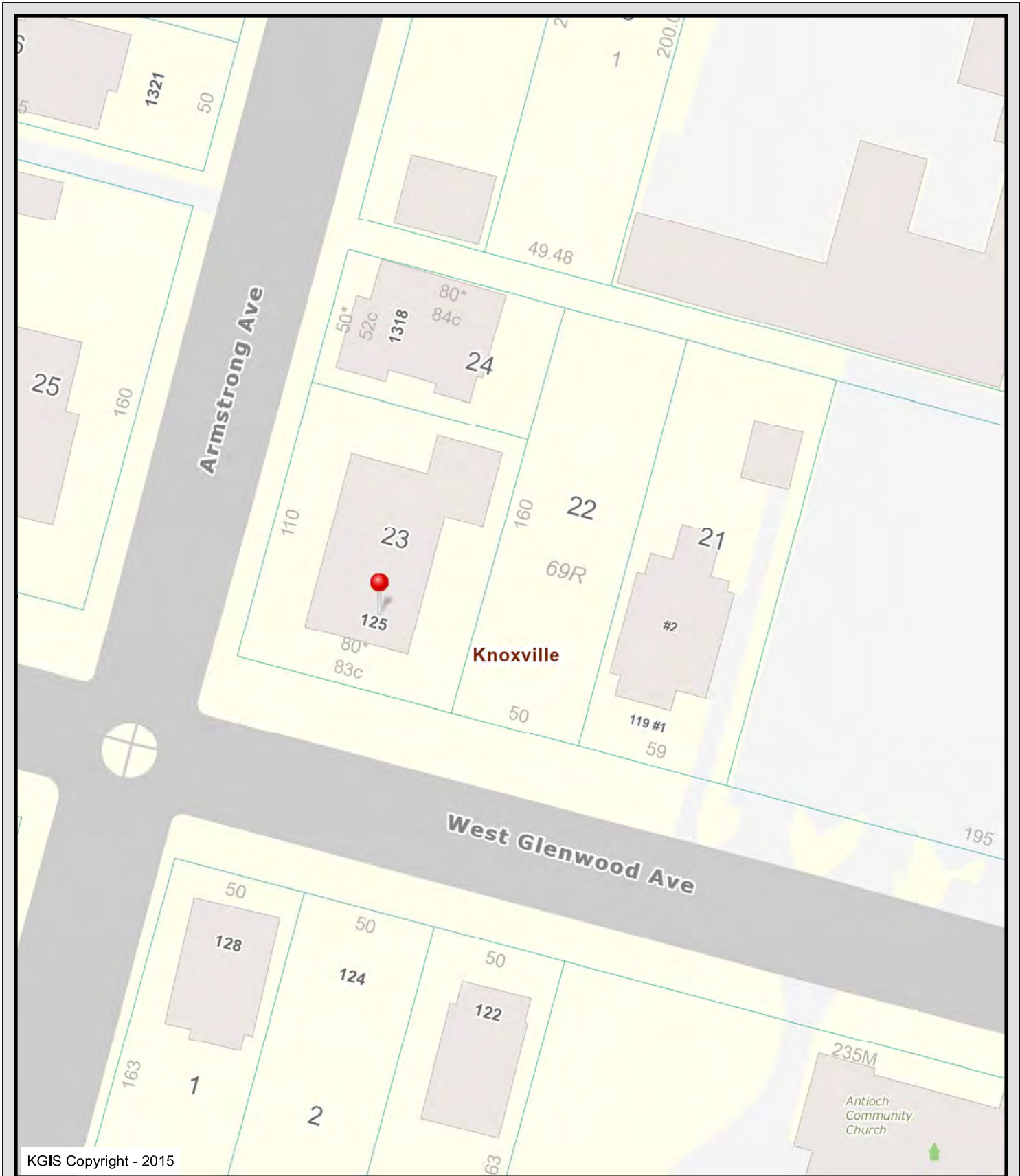
Incomplete applications cannot be accepted.

Mail application to: MPC, Knoxville/Knox County Historic Zoning Commission, Suite 403, City/County Building, 400 Main Street, Knoxville, Tennessee 37902; or Fax: (865) 215-2068; or E-mail to Kaye.Graybeal@knoxmpc.org
Phone: (865) 215-3795

FOR STAFF USE ONLY

Date Received _____ . Approved _____ Disapproved _____ Approved As Modified _____ .

Date Acted On _____ .



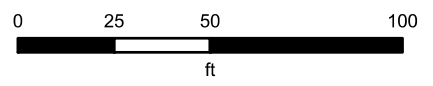
KGIS Copyright - 2015

140 W Glenwood Ave
 Old North Knox NC-1

Knoxville - Knox County - KUB Geographic Information System



Printed: 11/2/2015 at 7:04:59 PM



KGIS makes no representation or warranty as to the accuracy of his map and its information nor to its fitness for use. Any user of this map product accepts the same AS IS, WITH ALL FAULTS, and assumes all responsibility for the use thereof, and further covenants and agrees to hold KGIS harmless from any and all damage, loss, or liability arising from any use of this map product.



125 W. Glenwood – Existing garage

COACHMAN[®] collection

The Coachman[®] Collection gives your home classic elegance while complementing your home's architectural style. With four distinctive series, the Coachman Collection offers the sophisticated expression of a carriage house door with the science of durable steel and composite construction. It's the perfect blend of beauty and practicality—masterful in the details and innovative in design—and it's only from Clopay.

4-Layer Construction


intellcore[®]
insulation technology

Warmer. Quieter. Stronger.

Coachman Collection[®] doors featuring Intellcore[®] insulation technology represent the ultimate smart choice for homeowners. Clopay's Intellcore is a proprietary polyurethane foam that is injected into a garage door, expanding to fill the entire structure. The result is a door with incredible strength and durability. Its dense insulation also produces a quieter door, and with one of the industry's leading R-values of 18.4, it provides year-round comfort and improved energy efficiency. Smart, indeed.



Composite overlay with beveled coped edge and center groove creates a detailed carriage house look.

CGU MODELS		CG MODELS		CD MODELS		
	2" POLYURETHANE INSULATION	EFFICIENCY 18.4 R-VALUE	2" POLYSTYRENE INSULATION	EFFICIENCY 9.0 R-VALUE	1 ³ / ₈ " POLYSTYRENE INSULATION	EFFICIENCY 6.5 R-VALUE

Calculated door section R-value is in accordance with DASMA TDS-163.

Model CGU/CG/CD11 with SQ24 Windows.
Shown with Standard White Steel Base and
Standard White Composite Overlays;
Standard Spade Handles and Step Plates.

the look of WOOD the ease of STEEL®

Colors

STEEL BASE DOOR COLORS



Standard White

Almond

Desert Tan

Sandtone

COMPOSITE OVERLAY COLORS



Standard White

Almond

Desert Tan

Sandtone

Due to the printing process, colors may vary.

- Composite overlays and steel base are available in Standard White, Almond, Desert Tan and Sandtone. Overlay and steel base colors can be mixed to achieve desired look.
- Coachman® Collection doors can be painted using a high-quality exterior latex paint.

IMPORTANT: When painting your door, we require use of either a pre-approved paint or paints having a Light Reflective Value (LRV) of 38 or higher. Use of other paints will void the door's warranty.

A list of pre-approved paints can be found at <http://info.garagedoors.com/lrv>

Decorative Hardware

STANDARD



Spade Step Plate



Spade Lift Handles

OPTIONAL



Decorative Handles with Keyholes



Spade Strap Hinge*
(Complements Spade Lift Handles and Spade Step Plate)



Sliding Bolt



Spear Lift Handles



Spear Step Plate



Colonial Lift Handles



Colonial Step Plate



Fleur de Lis Handles

Fleur de Lis Step Plate



Spear Strap Hinge*



Colonial Strap Hinge*



Fleur de Lis Hinge**



Olde Door Pull Handles



Gate Latch Handles



Round Resin Clavos*



Diamond Resin Clavos*



Lion's Head Door Knocker



Ring Door Knocker



Ring Knocker with Plate



Operable L-Keylocks



Escutcheon Plates

*Door may not open properly if installed near the top depending on opening dimensions and lift type. See your Clopay Dealer for more details.
**Hardware may not fit on all door designs. See your Clopay Dealer for more details.

Model CGU/CG/CD13 with REC14 Windows.
 Shown with Standard White Steel Base
 and Standard White Composite Overlays;
 Standard Spade Handles and Step Plates.

Series ONE

SERIES ONE of the Coachman® Collection proves that in simplicity, there is sophistication. Architectural home designs such as Mission, Shaker, Country and Prairie look beautiful with the understated elegance of this classic look. Your choice of rectangular, square, arched windows or a solid top section provides that finishing touch.

SERIES ONE DESIGNS

	TOP11 (Solid)	TOP12 (Solid)	TOP13 (Solid)	ARCH1 (Solid)	ARCH1 Window	ARCH3 Window	ARCH4 Window	SQ23 Window	SQ24 Window	REC11 Window	REC13 Window	REC14 Window
CGU CG CD 11												
CGU CG CD 12												
CGU CG CD 13												

9' wide x 7' high; shown with Sandtone base and Standard White overlays. Consult your Clopay Dealer or clopay.com for additional sizes.



WHERE TO BUY

LIVE CHAT MY IDEA BOOK DOOR IMAGINATION SYSTEM

SEARCH

GARAGE DOORS

ENTRY DOORS

PHOTOS

BUYING GUIDE

SERVICE & SUPPORT

CANYON RIDGE COACHMAN GRAND HARBOR GALLERY CLASSIC MODERN STEEL AVANTE RESERVE CLASSIC WOOD

Carriage House Garage Doors: Grand Harbor



GRAND HARBOR® COLLECTION

steel and composite carriage house garage doors with or without insulation.



When budget is the deciding factor, this low-maintenance, insulation-optional steel frame carriage house style garage door combines clean lines and classic charm to provide a popular style at a great value.

WHERE TO BUY

SEE ON MY HOUSE

ADD TO IDEA BOOK



OVERVIEW

DESIGN OPTIONS

CONSTRUCTION

BROCHURE

INSTALLATION & CARE

REVIEWS

- Smooth composite overlays are adhered to a flush 24 gauge steel door.
- 2 or 1-layer steel carriage house doors. (See construction tab)
- Optional 1-5/8" vinyl-backed polystyrene insulation improves energy efficiency. 6.3 R-value.
- Steel skins are protected through a tough, layered coating system, including a hot-dipped galvanized layer and baked-on primer and top coat.
- Four factory finish paint colors.
- Glass options are clear, obscure, and acrylic. (See design options)
- Attractive beveled edge clip-in window grilles are removable for easy cleaning.
- Comes complete with spade lift handles and step plates. Additional decorative hardware options available. (See design options tab)

Garage door specification with smooth composite overlay

GRAND HARBOR DESIGN OPTIONS

DOOR DESIGNS

SERIES 1



WINDOW DESIGNS



HARDWARE DESIGNS

CLAVOS



DIAMOND CLAVOS



ROUND CLAVOS

HANDLES



SPADE LIFT HANDLES
(STANDARD)



ESCUTCHEON PLATE(S)



TWISTED 'T' HANDLE

HINGES



SPADE STRAP HINGE

PLATES



SPADE STEP PLATE
(STANDARD)